

# **Dr. Sueß**

## **Number Building Worksheet**


**Thanks for downloading from  
abcdelearning.com! I hope you  
enjoy this FREE download.**

**By downloading this product, you  
are licensed as a single user for  
classroom and personal use. Do  
not copy or claim as your own, any  
part of these materials. You may  
share this through social media, but  
please provide credit to my site  
through a clickable link!**

**Thank you**

**Happy learning!**

We've just begun, here's number



10 FRAME


one

TALLY MARKS

--

TRACE AND WRITE

1
---

Look who!  
There's Thing 1  
and Thing 2...



2

10 FRAME


two

TALLY MARKS

--

TRACE AND WRITE

---


2

---

---

---

“Three fish in  
a tree how  
can that be”?-



Dr. Suess

10 FRAME

3


TALLY MARKS

--

three


TRACE AND WRITE

---

3

---

Are you ready  
for more?  
Here's number



10 fRAME


four

TALLY MARKS

--

TRACe AND WRITe

---

Tracing guide for the number 4, showing the stroke order with dashed lines. The number is positioned between a solid top line and a solid bottom line, with a dashed middle line.

---

Wow, I'm feeling  
alive! Time for  
number



5

10 FRAME


five

TALLY MARKS

--

TRACE AND WRITE

---

5


---

---

For your next  
trick, here's the  
number



10 fRAME

six

tALLY MARKS

--

tRACe AND WRITe

---

6

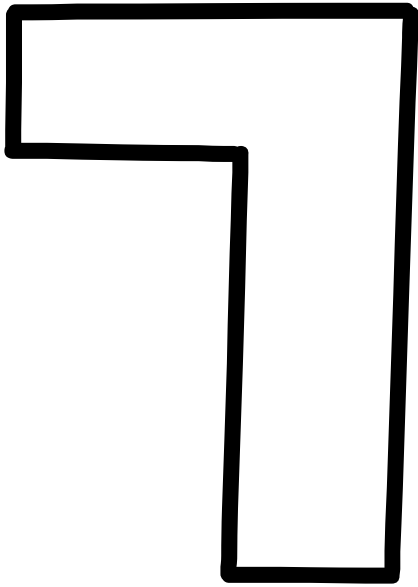
---

---

Don't get confused  
with eleven, this is  
number



10 fRAME




seven


TALLY MARKS

TRACe AND WRITe


Tracing practice lines with a dashed number 7 on the left side.



You are doing  
great, time for  
number




10 fRAME




eight

TALLY MARKS


TRACe AND WRITe



# Now it's time for number



10 fRAME




# nine

TALLY MARKS

tRACe AND WRITe

---

9

---

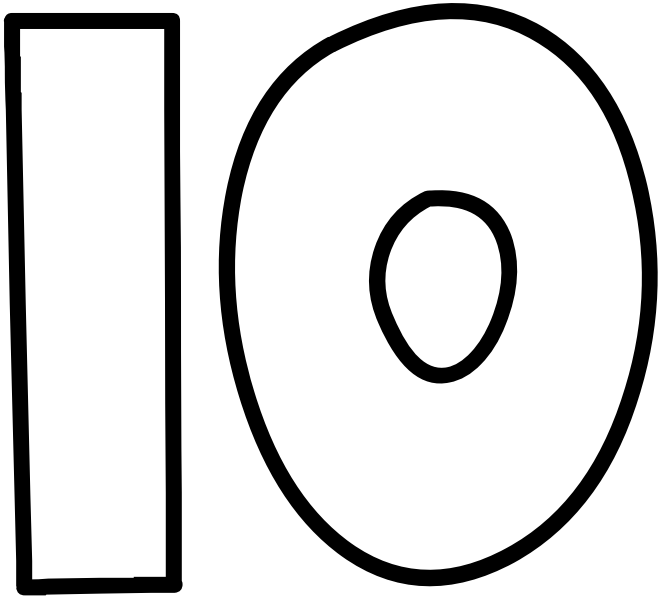
---

---

Want to do it  
again? Here's  
number



10 FRAME




ten

TALLY MARKS

TRACE AND WRITE

---

|     / \

---

|     / \

---