

Bird Themed Math Free Printables!

**Thanks for downloading from
abcdelearning.com! By
downloading this product, you are
licensed as a single user for
classroom and personal use. Do not
copy or claim as your own, any part
of these materials. You may share
this through social media, but please
provide credit to my site through a
clickable link.**

**Thanks to all the amazing clip art
artists that helped me create these
worksheets! Their logos are below.**

**Thank you
Happy learning!**



Counting Birds

Directions: Count how many birds are in each nest and circle the correct answer below!




0 3




5 4




2 6




7 10




8 9



1 3



5 6




7 9





1 2


Counting + Write


Directions: Count how many birds that are in each nest and write the answer below on the line.























Adding Birds


Directions: Add the birds in the first nest with the birds in the second nest to see how many birds there are all together. Write the answer the on the line.




+




=



+




=



+



=




+



=

Subtracting Birds

Directions: Count the amount of birds that are in the first nest and subtract the amount from the second nest to find the answer. Write it on the line!




-




=



-




=



-



=



-



=

Tally Marks

Directions: Count the birds in each nest and write the amount in tally marks on the line underneath.



