

Monster Learning Free Printable!

Thanks for downloading from abcdelearning.com! I hope you enjoy this FREE download. By downloading this product, you are licensed as a single user for classroom and personal use. Do not copy or claim as your own, any part of these materials. You may share this through social media, but please provide credit to my site through a clickable link.

Thank you to the amazing clip art artists that helped me make these worksheets! Logos are below.


Thank you
Happy learning!




Color the Monster

Directions: Color each monster by reading each color word is on it.

blue




purple




red




green



yellow




orange




Monster Number Color

Directions: Look at the number to the side of each set of monsters. Color that amount of monsters!


3




2




1



4


















5









Which one is different?

Directions: Look at each set of monsters. Circle the monster that is different than the others.














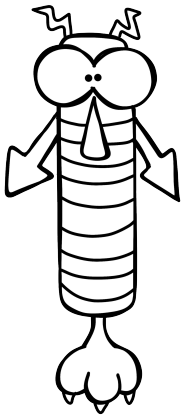
Which Monster is Smaller?

Directions: Color the monster that is smaller in each group!








Which Monster is Bigger?


Directions: Color the monster that is bigger in each group!




Monster Addition

Directions: Add the monsters together to see how many monsters there are total!






100 Chart



1	2	3	4	5	6	7	8	9	10
11	12	13	14	15	16	17	18	19	20
21	22	23	24	25	26	27	28	29	30
31	32	33	34	35	36	37	38	39	40
41	42	43	44	45	46	47	48	49	50
51	52	53	54	55	56	57	58	59	60
61	62	63	64	65	66	67	68	69	70
71	72	73	74	75	76	77	78	79	80
81	82	83	84	85	86	87	88	89	90
91	92	93	94	95	96	97	98	99	100



100 Chart



Directions: Write in the missing numbers

1	2		4	5		7		9	
11	12		14		16		18		20
	22	23			26	27		29	
31		33		35		37			40
	42		44		46			49	
51		53		55		57			60
	62		64		66		68		
71	72			75		77			80
81		83			86			89	
	92		94			97		99	

