

# **Clock Learning Free Printable**

**Thanks for downloading from  
abcdelearning.com! I hope you  
enjoy this FREE download. By  
downloading this product, you are  
licensed as a single user for  
classroom and personal use. Do  
not copy or claim as your own,  
any part of these materials. You  
may share this through social  
media, but please provide credit  
to my site through a clickable link.**

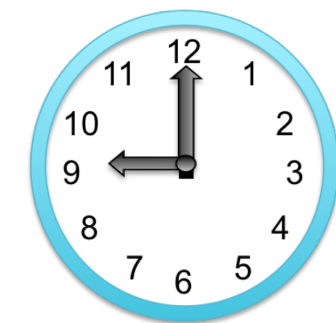
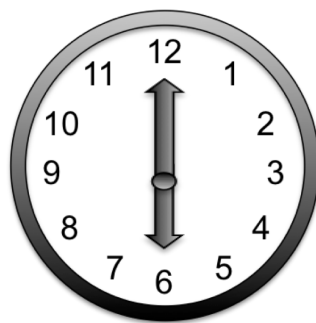
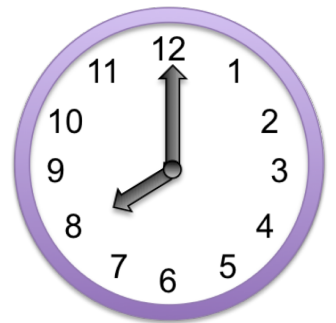

**Thank you to the amazing clip art  
artists that helped me be able to  
create these worksheets!**

**Thank you  
Happy learning!**



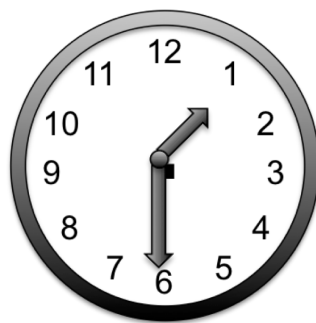
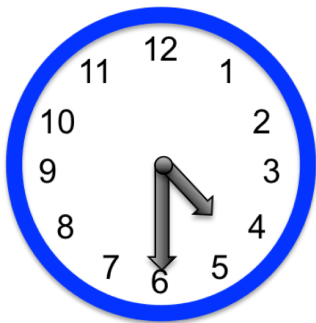
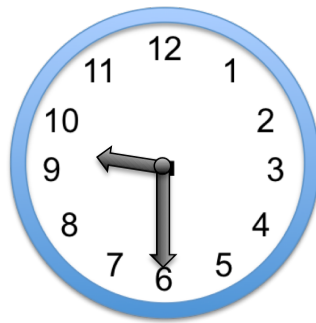

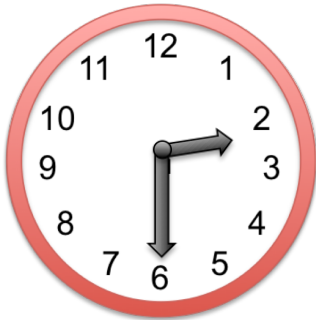
# Tell the Time

Directions: Read the time on the clock and write it below on the line.




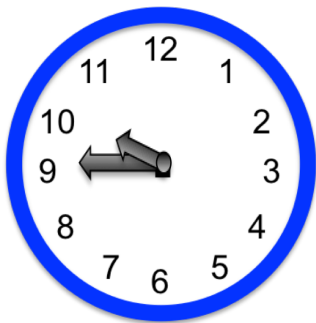
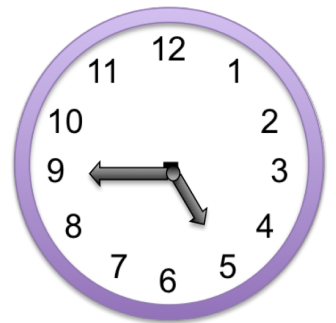

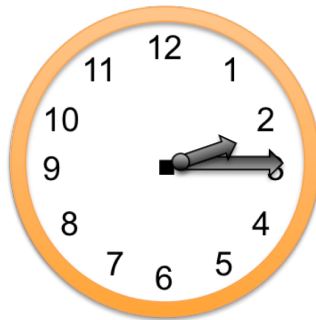
# Tell the Time

Directions: Read the time on the clock and write it below on the line.



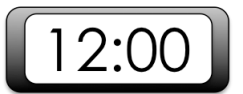

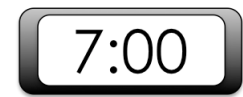
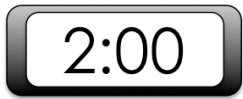
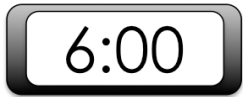
# Tell the Time

Directions: Read the time on the clock and write it below on the line.



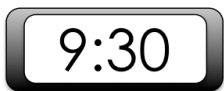
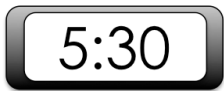
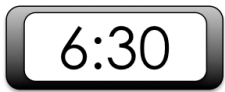
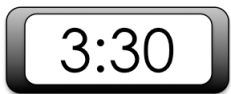
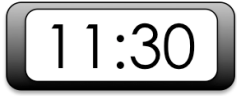
# Match the Clocks

Directions: Draw a line to match the digital clocks to the analog clocks that are the same time.



# Match the Clocks

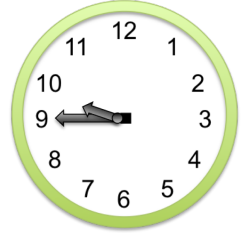
Directions: Draw a line to match the digital clocks to the analog clocks that are the same time.



# Match the Clocks

Directions: Draw a line to match the digital clocks to the analog clocks that are the same time.

8:15



5:15



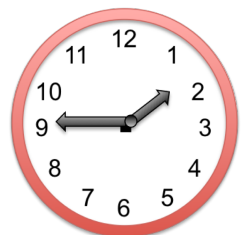
9:45



1:45




3:45

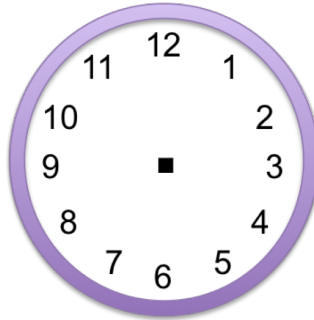


# What time is it?

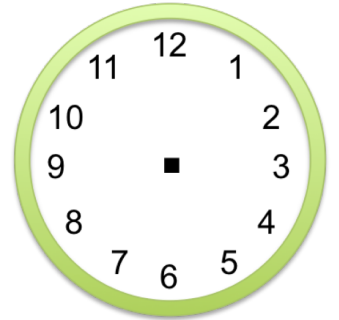
Directions: Look at the digital clock below each analog clock and draw in the arrows to match the that time.




3:00




5:00




12:00




6:00



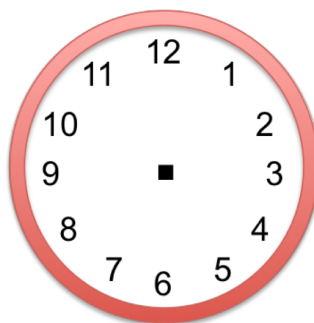
8:00



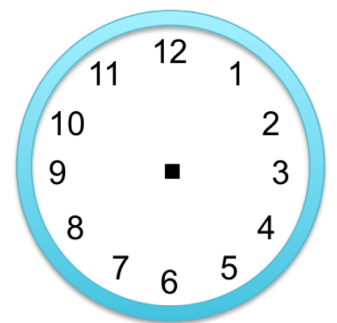
2:00



10:00




4:00



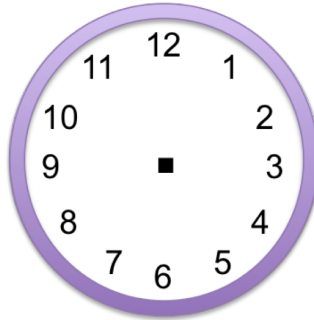
7:00

# What time is it?

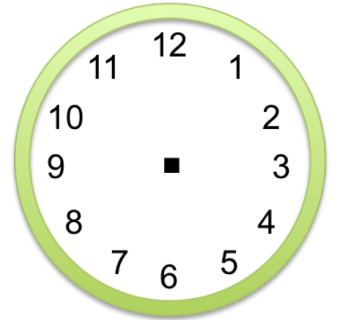
Directions: Look at the digital clock below each analog clock and draw in the arrows to match the that time.




12:30




2:30




7:30



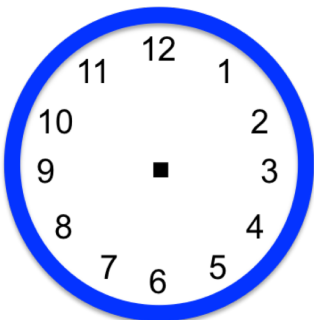
1:30



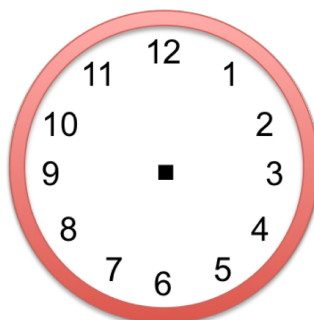
5:30



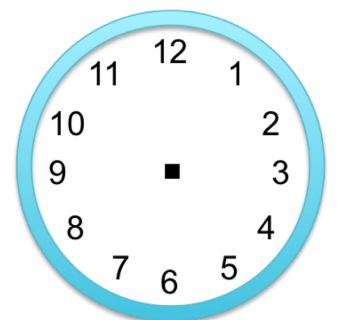
11:30



6:30




10:30



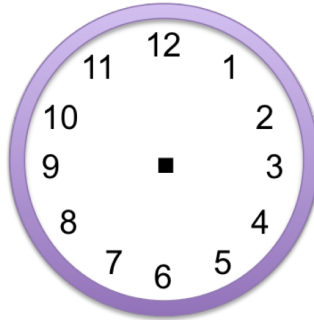
4:30

# What time is it?

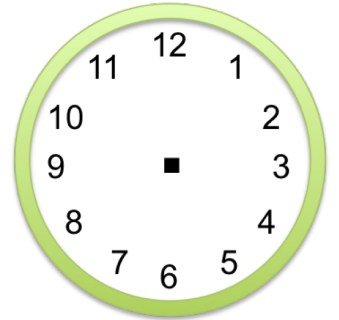
Directions: Look at the digital clock below each analog clock and draw in the arrows to match the that time.




2:45




10:15




9:45



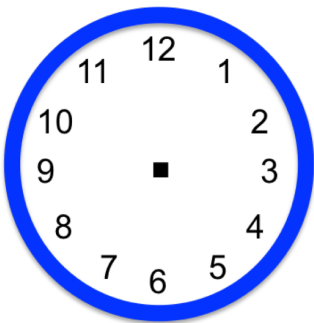
4:15



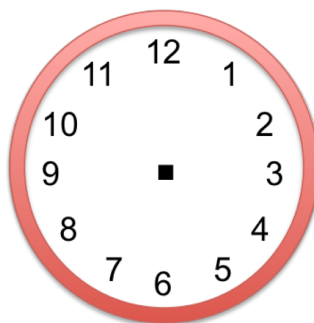
7:45



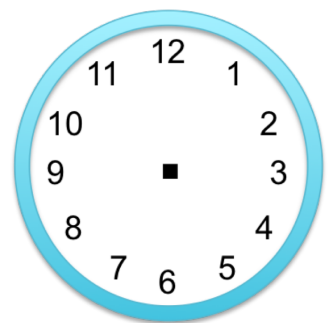
12:45



4:45



3:15



7:15