

## Fruit Snack Color Activities

**Directions:** Sort the fruit snacks by color on the mat and then answer the questions!

**Thanks for downloading from [abcdelearning.com](http://abcdelearning.com)! I hope you enjoy this FREE download. By downloading this product, you are licensed as a single user for classroom and personal use. Do not copy or claim as your own, any part of these materials. You may share this through social media, but please provide credit to my site through a clickable link.**

**Thank you to the amazing clip art artists that helped me be able to create these worksheets!**

**Thank you**

**Happy learning!**



# Fruit Snack

## Color Sort



**Red**

**Blue**

**Yellow**

**Pink**

**Orange**

# Fruit Snack Sort and Count

Directions: After sorting the fruit snacks by color, count how many are in each and write the answer on the line.

1. How many fruit snacks were red?

-----

2. How many fruit snacks were yellow?

-----

3. How many fruit snacks were orange?

-----

4. How many fruit snacks were blue?

-----









5. How many fruit snacks were pink?

-----



# Fruit Snack Addition

Directions: place the fruit snacks of each color in the matching circles, count and add them together. Write the answer on the line.

 $+$  $=$   
----- $+$  $=$   
----- $+$  $=$   
----- $+$  $=$   
-----