

## Secret Words Activity


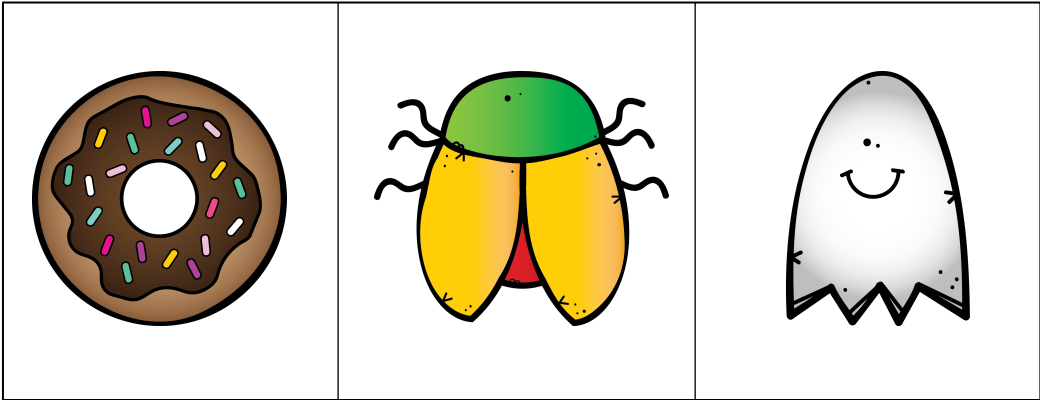

**Directions:** Cut out each rectangle of images. Grab a baking sheet and magnetic letters. Have the kids identify the pictures then say the beginning sound of each image. Place the letter under each picture to form a word!

Thanks for downloading from [abcdelearning.com](http://abcdelearning.com)! I hope you enjoy this download. By downloading this product, you are licensed as a single user for classroom and personal use. Do not copy or claim as your own, any part of these materials. You may share this through social media, but please provide credit to my site through a clickable link.

Thank you  
Happy learning!



# Secret Words Activity



# Secret Words Activity

