

Beginning Sound Cut and Match

Directions: Cut out the images at the bottom of the page and have your kids glue them next to the letter that each object starts with!


Thanks for downloading from abcdelearning.com! I hope you enjoy this download. By downloading this product, you are licensed as a single user for classroom and personal use. Do not copy or claim as your own, any part of these materials. You may share this through social media, but please provide credit to my site through a clickable link.

Thank you to the amazing clip art artists that helped me be able to create these worksheets!

Thank you

Happy learning!

Deena




Beginning Sound Match


Directions: Cut out the pictures below and paste them to the letter is begins with.

Name _____


a




d




b










e



c



f




Beginning Sound Match


Directions: Cut out the pictures below and paste them to the letter is begins with.

Name _____


g




j




h




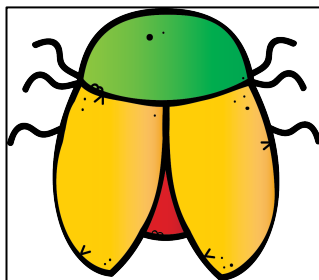




k



i



l




Beginning Sound Match


Directions: Cut out the pictures below and paste them to the letter is begins with.

Name _____


m




p




n









q



o



r



Beginning Sound Match

Directions: Cut out the pictures below and paste them to the letter is begins with.

Name _____


s




w



t



x




u



y



v



z

