

Halloween Counting Book

Directions: Print off the book, cut out the pages and staple them together. Have the kids color in the amount of pictures that it says in the sentence with the correct color.

Thanks for downloading from abcdeelearning.com! I hope you enjoy this **FREE** download. By downloading this product, you are licensed as a single user for classroom and personal use. Do not copy or claim as your own, any part of these materials. You may share this through social media, but please provide credit to my site through a clickable link.

Thank you to the amazing clip art artists that helped me be able to create these worksheets!


Thank you


Happy learning!



My Fall Counting Book

This book belongs to: _____









I see _____ purple scarecrow.




I see blue trucks.









I see green apples.




I see yellow leaves.




I see **red mushrooms.**




I see **orange pumpkins.**













I see black crows.



I see brown acorns.



I see pink rakes.



I see grey squirrels.