

Spiderweb Counting Cards

Directions: Use an empty bin to create a spiderweb! You need yarn and Halloween themed-toys, (I got mine from Target and Amazon.)


Drop the toys inside the bin. Then, tie pieces of yarn in different spots in the container.

Use kid-friendly tweezers or they can use their hands to pull out the correct number of toys shown on each card.

4 blank cards included in case you have other Halloween items you want to include! This activity is in collaboration with HOMER.

Thanks for downloading from abcdeelearning.com! I hope you enjoy this download. By downloading this product, you are licensed as a single user for classroom and personal use. Do not copy or claim as your own, any part of these materials. You may share this through social media, but please provide credit to my site through a clickable link.

Thank you to the amazing clip art artists that helped me be able to create these worksheets!




Thank you
Happy learning!

Deena




Spiderweb Counting Card



4



3



8


Spiderweb Counting Card



3




6




9

Spiderweb Counting Card



1

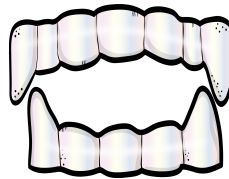


7



3


Spiderweb Counting Card



2




1



5

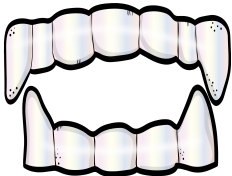
Spiderweb Counting Card



10




5



4

Spiderweb Counting Card



7




2




1


Spiderweb Counting Card



6



9




8

Spiderweb Counting Card



3

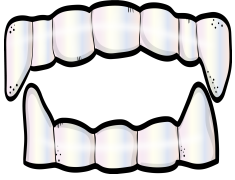


4



8

Spiderweb Counting Card



3




6




7


Spiderweb Counting Card



4



9



5

Spiderweb Counting Card



10




2




8


Spiderweb Counting Card



1



10



4

**Spiderweb
Counting Card**

**Spiderweb
Counting Card**

**Spiderweb
Counting Card**

**Spiderweb
Counting Card**