

# Winter Color by Code

**Directions:** Use the key to colored key to color each of the winter pictures! Match the color to the letter and color it in with crayons or markers!



Thanks for downloading from [abcdelearning.com](http://abcdelearning.com)! I hope you enjoy this product! By downloading this product, you are licensed as a single user for classroom and personal use. Do not copy or claim as your own, any part of these materials. You may share this through social media, but please provide credit to my site through a clickable link.

Thank you to the amazing clip art artists that helped me be able to create these worksheets!

Thank you  
Happy learning!



# Winter Color by Code



# Winter Color by Code



=9



=11



=13



=15



=10



=12



=14



=16

The snowman illustration is divided into sections with the following numbers:

- Top left: 16
- Top middle: 11
- Top right: 11
- Second row left: 9
- Second row middle: 15
- Second row right: 11
- Third row left: 16
- Third row middle: 14
- Third row right: 11
- Fourth row left: 9
- Fourth row middle: 15
- Fourth row right: 9
- Fifth row left: 16
- Fifth row middle: 12
- Fifth row right: 11
- Sixth row left: 9
- Sixth row middle: 10
- Sixth row right: 9
- Seventh row left: 16
- Seventh row middle: 12
- Seventh row right: 11
- Eighth row left: 9
- Eighth row middle: 14
- Eighth row right: 9
- Ninth row left: 16
- Ninth row middle: 13
- Ninth row right: 11
- Tenth row left: 11
- Tenth row middle: 14
- Tenth row right: 11
- Eleventh row left: 16
- Eleventh row middle: 11
- Eleventh row right: 16

# Winter Color by Code



=1



=3



=5



=7



=2



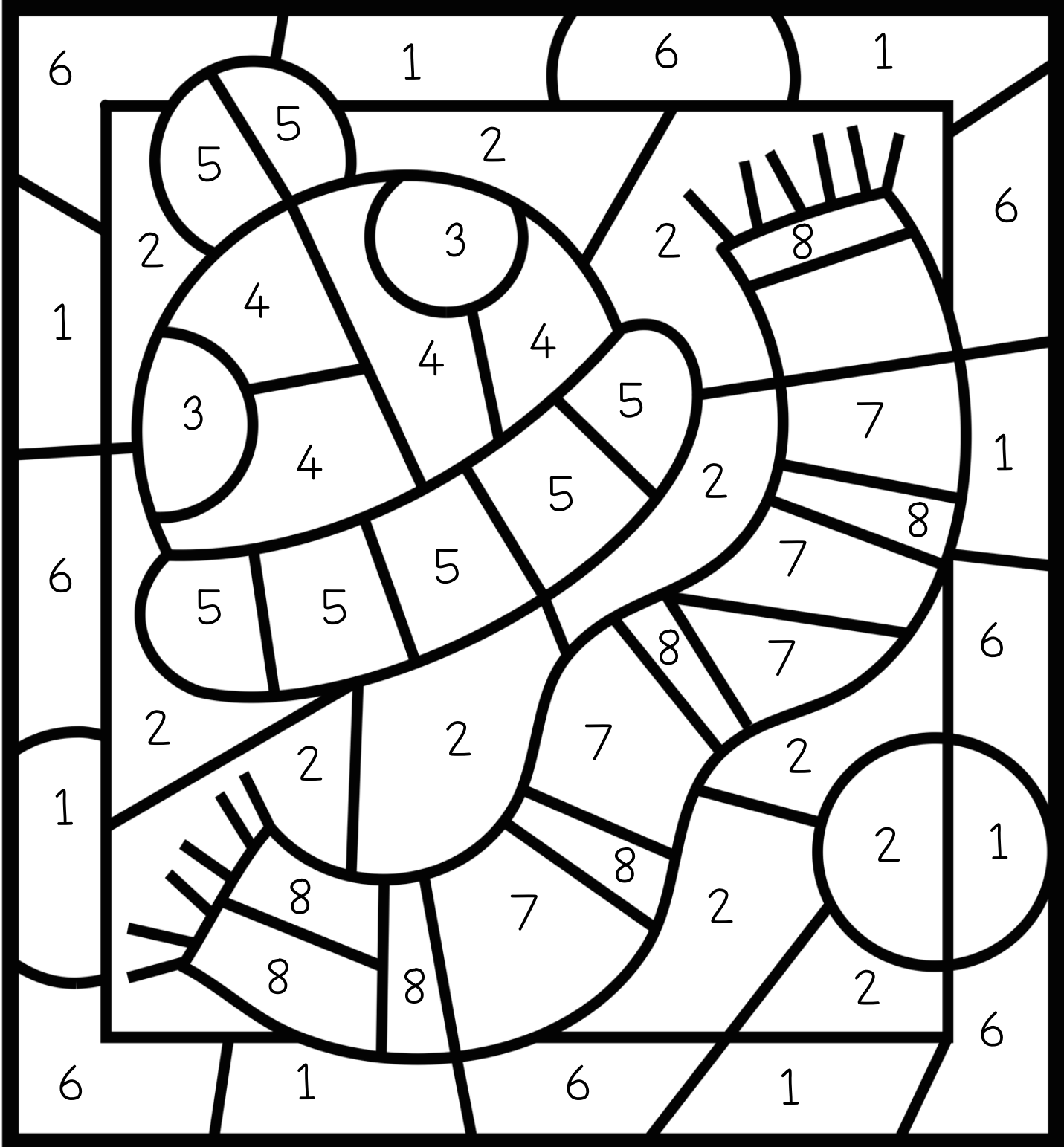
=4



=6




=8




# Winter Color by Code

 = 9     = 11     = 13     = 15


 = 10     = 12     = 14     = 16



# Winter Color by Code



# Winter Color by Code





# Winter Color by Code

