

Ripped Paper Pumpkin Craft

Directions: The kids will rip piece of construction paper and glue it on the pumpkin. They can also color, scrunch up tissue paper and glue it on or even do salt painting!

Thanks for downloading from abcdeelearning.com! I hope you enjoy this product! By downloading this product, you are licensed as a single user for classroom and personal use. Do not copy or claim as your own, any part of these materials. You may share this through social media, but please provide credit to my site through a clickable link.


Thank you to the amazing clip art artists that helped me be able to create these worksheets!



Thank you
Happy learning!




You're my favorite
pumpkin in the patch




Love _____

Mommy's little pumpkⁱⁿ



Love _____

Happy Halloween



Love _____