

# Stamp, Crayon, & Gumball Valentine

**Directions:** Print off the valentines and attach them to a bag of gumballs, tape on a stamper, or create your own heart crayons out of a heart shape mold (directions on my Instagram) or simply tape the valentines to a pack of crayons.

Thanks for downloading from [abcdeelearning.com](http://abcdeelearning.com)! I hope you enjoy this download. By downloading this product, you are licensed as a single user for classroom and personal use. Do not copy or claim as your own, any part of these materials. You may share this through social media, but please provide credit to my site through a clickable link.


Thank you to the amazing clip art artists that helped me be able to create these worksheets!



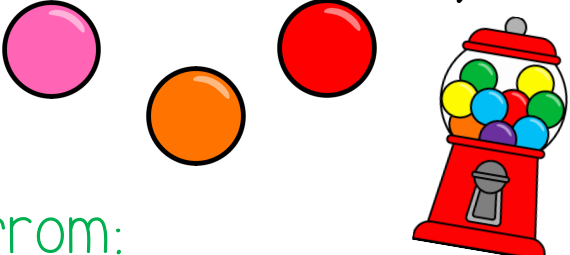
Thank you  
Happy crafting  
Deena



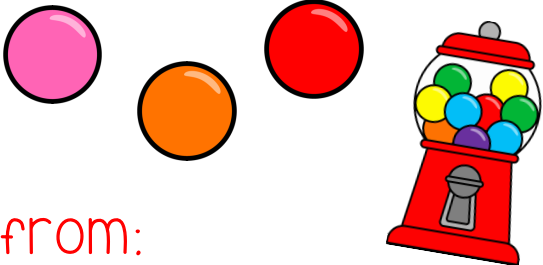
valentine  
I CHEWS you  
from:




valentine  
I CHEWS you  
from:




valentine  
I CHEWS you  
from:




valentine  
I CHEWS you  
from:



valentine  
I CHEWS you  
from:



valentine  
I CHEWS you  
from:



valentine

Your friendship is  
**STAMPED** on my heart



from:

valentine

Your friendship is  
**STAMPED** on my heart



from:

valentine

Your friendship is  
**STAMPED** on my heart



from:

valentine

Your friendship is  
**STAMPED** on my heart



from:

valentine

Your friendship is  
**STAMPED** on my heart



from:

valentine

Your friendship is  
**STAMPED** on my heart




from:



COLOR

your  out



from:


COLOR

your  out



from:

COLOR


your  out



from:

COLOR

your  out



from:


COLOR


your  out



from:

COLOR

your  out



from: