

Spring Color by Code

Directions: Use the key to colored key to color each of the Spring pictures! Match the color to the letter and color it in with crayons or markers!

Thanks for downloading from abcdelearning.com! I hope you enjoy this product! By downloading this product, you are licensed as a single user for classroom and personal use. Do not copy or claim as your own, any part of these materials. You may share this through social media, but please provide credit to my site through a clickable link.

Thank you to the amazing clip art artists that helped me be able to create these worksheets!

Thank you

Happy learning!



Spring Color by Code



=1



=3



=5



=7



=2




=4



=6




=8



Spring Color by Code

 = 9  = 11  = 13  = 15

 = 10  = 12  = 14  = 16



Spring Color by Code



=1



=3



=5



=7



=2




=4




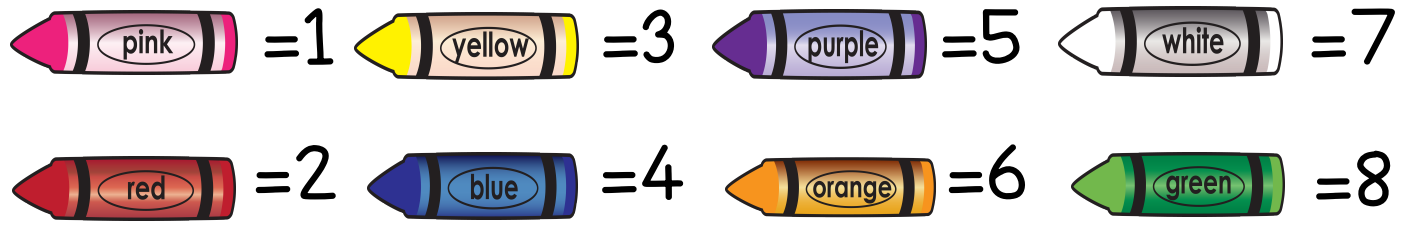
=6



=8



Spring Color by Code



Spring Color by Code



=1



=3



=5



=7



=2




=4



=6



=8



Spring Color by Code

