

Handprint Alphabet Book


Directions: Print off the letter sheets and create handprints for each letter of the alphabet! Use a three hole punch to place these sheets in a binder to make a book of the alphabet!

Thanks for downloading from abcdelearning.com! I hope you enjoy this product! By downloading this product, you are licensed as a single user for classroom and personal use. Do not copy or claim as your own, any part of these materials. You may share this through social media, but please provide credit to my site through a clickable link.


Thank you to the amazing clip art artists that helped me be able to create these worksheets!

Thank you

Happy learning!



My Handprint Alphabet BOOK



this book belongs to

a is for



b is for



c is for



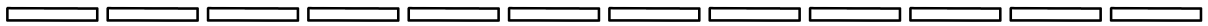
d is for



e is for



f is for



g is for



h is for



i is for



j is for



k is for



I is for



m is for



n is for



o is for



p is for



q, is for



r is for



s is for



t is for



u is for



v is for



w is for



x is for



y is for



z is for

