

# My Thankful Tree Craft

**Directions:** Cut the pages out of the mini book. Then, have the kids read each page and color the turkeys the correct colors.

**Staple the book together when completed!**


**Thanks for downloading from [abcdeelearning.com](http://abcdeelearning.com)! I hope you enjoy this download. By downloading this product, you are licensed as a single user for classroom and personal use. Do not copy or claim as your own, any part of these materials. You may share this through social media, but please provide credit to my site through a clickable link.**

**Thank you to the amazing clip art artists that helped me be able to create these worksheets!**




**Thank you  
Happy crafting  
Deena**

# My Colorful Turkey Book




This book belongs to \_\_\_\_\_


I see the red turkey.




I see the yellow turkey.




I see the blue turkey.




I see the orange turkey.



I see the purple turkey.




I see the green turkey.






I see the brown turkey.



I see the pink turkey.



I see the black turkey.

