

Winter Learning Printable Pack

Directions: Inside this pack there are activities to work on tracing, counting, numbers, shapes, color words, and there are two crafts! The mitten craft is a cut and paste craft where the kids will write the animals that can fit in their mitten.

There is also a snowflake template that kids can use Q-tips to paint, dot markers, markers, crayons, or make it a ripped paper craft.

Thanks for downloading from abcdeelearning.com! I hope you enjoy this busy book download. By downloading this product, you are licensed as a single user for classroom and personal use. Do not copy or claim as your own, any part of these materials. You may share this through social media, but please provide credit to my site through a clickable link.

Thank you to the amazing clip art artists that helped me be able to create these worksheets!



Thank you!!










Deena
ABCDeeLearning
























Tracing Snowflakes

Directions: Use markers to trace the snowflakes!



Mitten Counting Mat





Number Cards for Tray

1

2

3

4

5

6

7

8

9

10

11

12

13

14

15

16

17

18









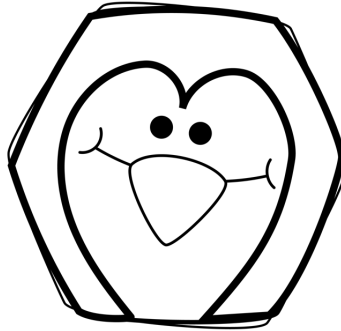
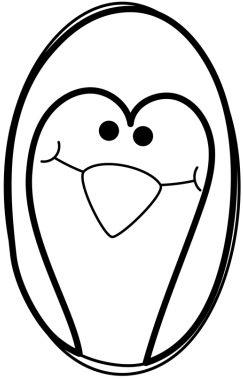
19

20

Penguin Shape Match












Directions: Cut out the shapes at the bottom of the page and paste them on top of the matching penguin shape.

Name: _____









Roll A Snowman

Directions: Roll the dice and draw the parts of the snowman that matches the number you roll.




Colorful Winter Hats

Directions: Read the color word in each hat and color the hat that color.



My Mitten Writing

Directions: Color your mitten. Choose what animals you want to fit inside the mitten and write the animal names on the line.




My mitten is so big it can fit

The Mitten Animals


Directions: Color the animals that you want that can fit in the mitten. Cut them out and paste them onto the mitten.




bear




hedgehog




mouse



fox



rabbit



owl

My Snowflake Craft

