

Winter Printables

Directions: This learning winter themed pack has activities to work on tracing, counting, beginning sounds, numbers, shapes, missing numbers, color words, patterns, and a snowman name craft!

By downloading this product, you are licensed as a single user for classroom and personal use. Do not copy or claim as your own, any part of these materials. You may share this through social media, but please provide credit to my site through a clickable link!

Happy learning!

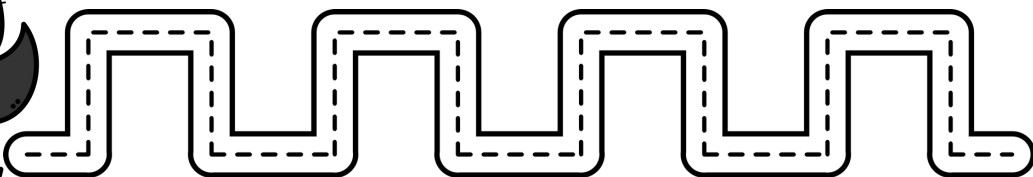




Deena



Winter Penguin Tracing


Directions: Use a pencil or marker to trace each line.

Name: _____



Winter Beginning Sounds


Directions: Color in the correct beginning sound for each picture.




m b



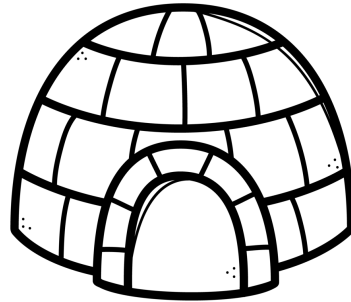
c h




a s




b r




l i



t p



e j




s k




p n

Winter Counting


Directions: Count the winter pictures and color in the correct amount.




- 3
- 4
- 5




- 6
- 8
- 7



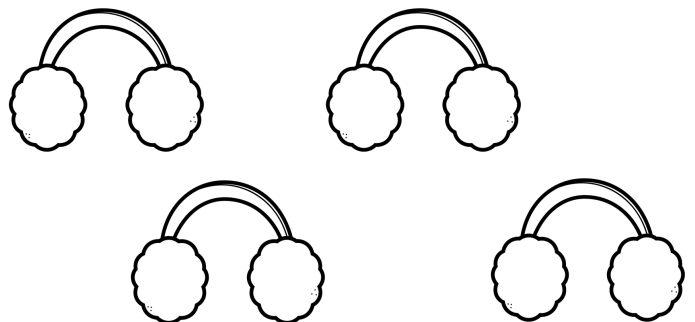
- 6
- 9
- 10



- 3
- 1
- 7



- 3
- 5
- 2



- 8
- 4
- 6


Snowman Shape Trace

Directions: Trace each snowman shape with a colored pencil or marker.


star




rhombus




circle




pentagon




heart




square



rectangle






















oval




Missing Number Hats

Directions: Write the missing number in each hat to complete the number order.



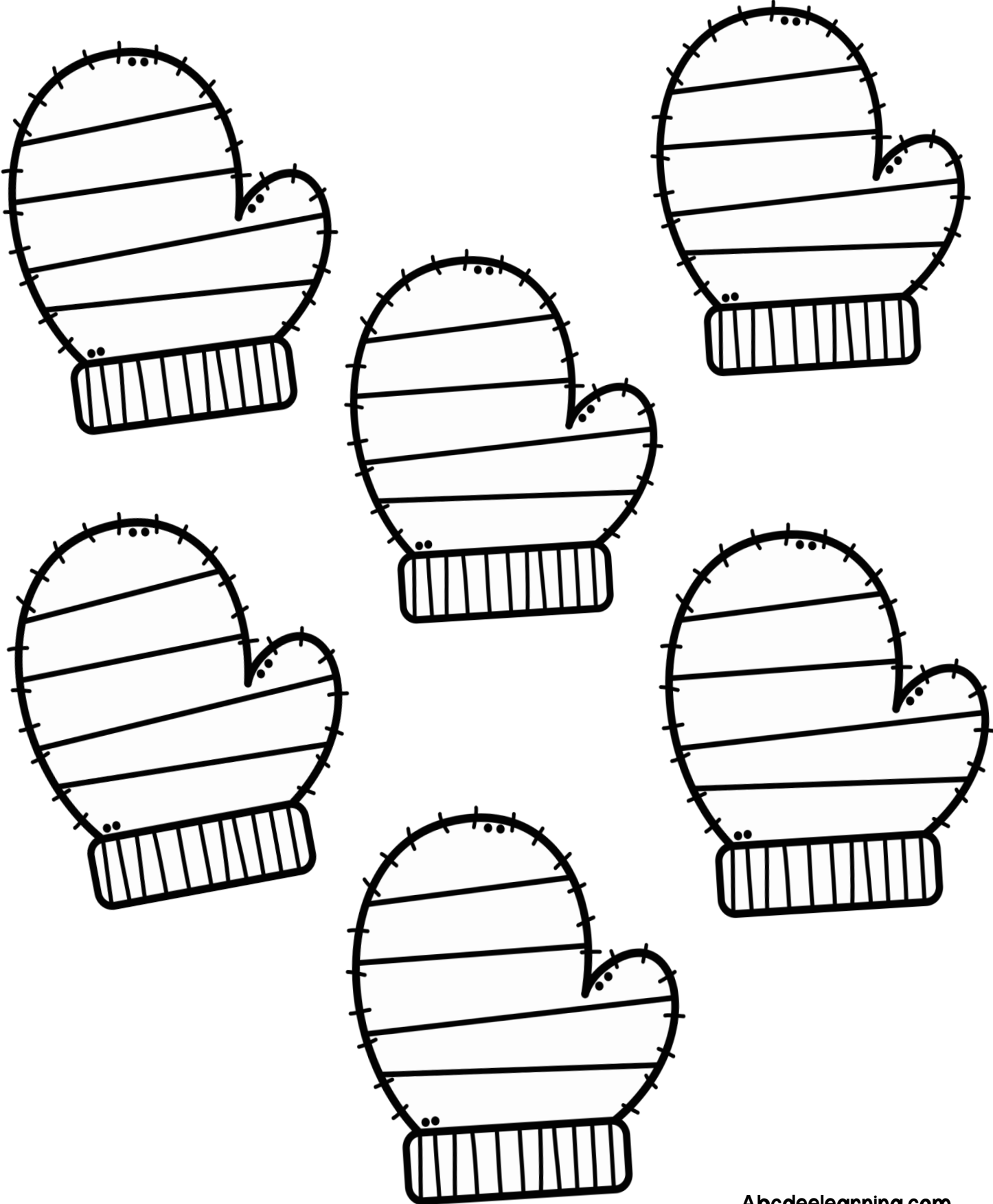
Colorful Mittens

Directions: Read the color word in each mitten and color in each mitten.



Mitten Patterns

Directions: Create color patterns on each mitten with crayons or markers.



Snowman Name Craft

Directions: Color & cut out the pieces of a snowman for your name craft. Then, use the snowballs to create your name! Write one letter of your name in each of the snowballs and paste them together to make a snowman!

