

Groundhog's Day Learning Pack

Directions: Inside this pack are learning activities to do at home or in your classroom for Groundhog's Day.

Thanks for downloading from abcdelearning.com! I hope you enjoy this download. By downloading this product, you are licensed as a single user for classroom and personal use. Do not copy or claim as your own, any part of these materials. You may share this through social media, but please provide credit to my site through a clickable link.

Thank you to the amazing clip art artists that helped me be able to create these worksheets!



Thank you
Happy crafting
Deena



Will the Groundhog see his shadow?

Class Prediction

Yes	No

How many
classmates said yes?

How many
classmates said no?





If I were a Groundhog...

My name would be

I would live


I would be friends with

My favorite food would be

My favorite season would be



By: _____

Color the groundhog, cut it out and paste it on top of your If I was a groundhog worksheet.



Groundhog's Day Patterns

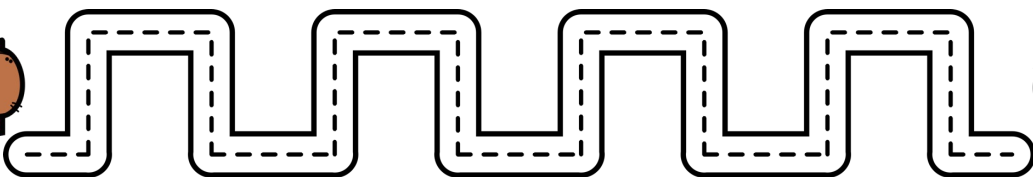

Directions: Complete each set of patterns by cutting out the items below and pasting them in the correct spot to.




Groundhog's Day Tracing

Directions: Use a pencil or marker to trace each line.

Name: _____




My Groundhog's Day Book







On February 2nd, a groundhog wakes up and checks to see if he can see his shadow.



If he sees his shadow,
there will be 6 more weeks of winter.



If he doesn't see his shadow,
he predicts spring is coming soon!



Do you think he will see his shadow?

Circle an answer

Yes

No