

Valentine's Day Learning Pack

Directions: In this pack, find activities that work on counting, patterns, numbers, tracing letters, sight words, color sorting, and there are two fun activities at the end! One science experiment with candy hearts and one things I love activity sheet.

For the experiment, the kids will predict what will happen to the candy hearts when placed in water, add baking soda, and then add vinegar.

Add water to a jar (fill it half full), add some candy hearts. Kids will see if it sinks or floats, add 2 tablespoons of baking soda to see if they sink or float then add vinegar to see if the hearts sink or float.

By downloading this product, you are licensed as a single user for classroom and personal use. Do not copy or claim as your own, any part of these materials. You may share this through social media, but please provide credit to my site through a clickable link!




Happy learning!

Deena




Counting Flowers


Directions: Count how many flowers in each bouquet and color in the correct circle.




6 8




2 3




4 5




1 6




10 9




4 5



7 10









8 9



2 3

Valentine's Day Patterns


Directions: Complete each set of patterns by cutting out the items below and pasting them in the correct spot to.



Valentine's Day Letter Tracing


Directions: Practice tracing each letter of the alphabet in the hearts!

a	b	c	d	e
f	g	h	i	j
k	l	m	n	o
p	q	r	s	t
u	v	w		
x	y	z		




Valentine's Day Letter Tracing

Directions: Practice tracing each letter of the alphabet in the hearts!



Magic Heart Words

Directions: Use a white crayon to write words in each heart. Reveal them with markers!




Candy Heart Color Sorting

Directions: Color sort a box of candy hearts!



purple

blue



green







pink


yellow

white


Candy Heart Science










Directions: Color in your predications for what will happen to the candy hearts when they are placed in the different liquids!

Will the candy hearts sink or float in the water?	 sink	 float
Will the candy hearts sink or float by adding baking soda?	 sink	 float
Will the candy hearts sink or float by adding vinegar?	 sink	 float



Draw what happened to the hearts in each step of the experiment!



water	baking soda	vinegar
		
 sink  float	 sink  float	 sink  float

Things that I Love

I love to eat

I love the color

I love to to watch

I love to play

I love to read

With my family, I love
to

I love to go