

Spring Activity Pack

Directions: Grab my spring activity pack to work on some skills like counting, numbers, cutting and pasting, color words, tracing, patterns, and dot marker crafts.

Thanks from downloading from abcdelearning. Thanks to all the clip artists that helped me make these resources!

Deena



Flower Petal Fingerprint Counting

Directions: Identify each number in the center of each flower and make the amount of petals around each flower using a stamp pad or paint.



Rain Drop Counting

Directions: Color in correct number raindrops on each umbrella.



5 6



2 3



8 7



9 10



4 3



1 2



5 6



0 1





9 6

Number Order Flowers

Directions: Cut out the numbers below and paste them in order.

Name: _____












Colorful Umbrellas



Directions: Read each color word in the umbrellas and color them!

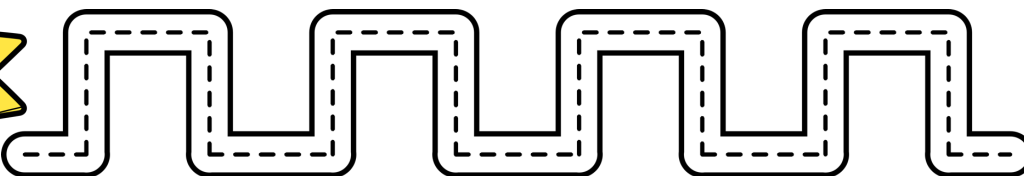




Name: _____



Spring Tracing





Directions: Use a pencil or marker to trace each line.

Name: _____




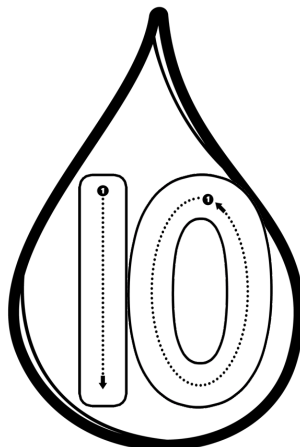
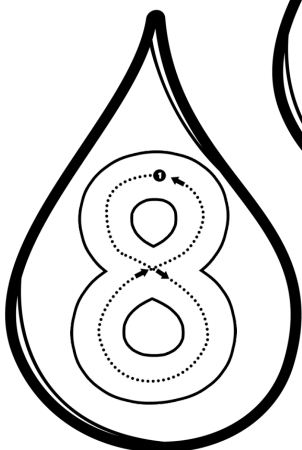
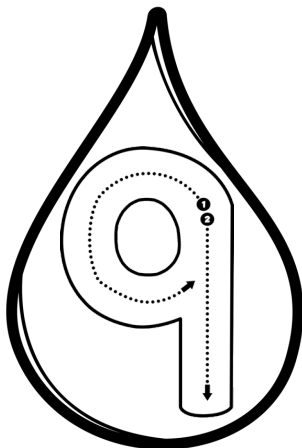
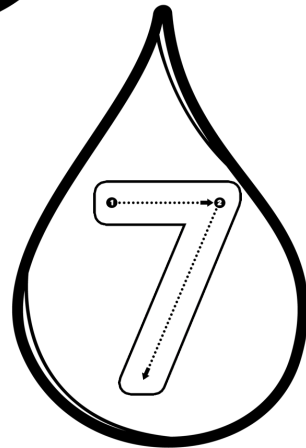

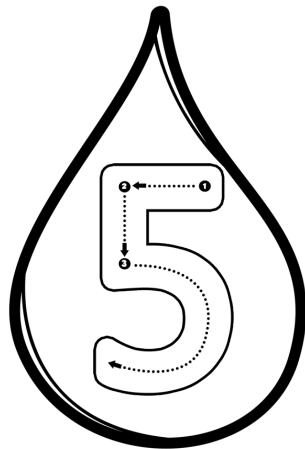
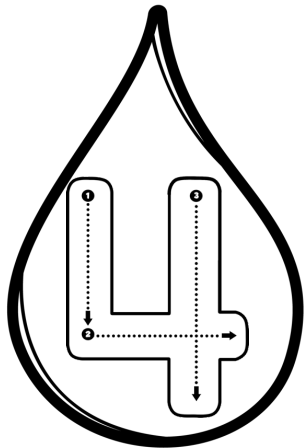
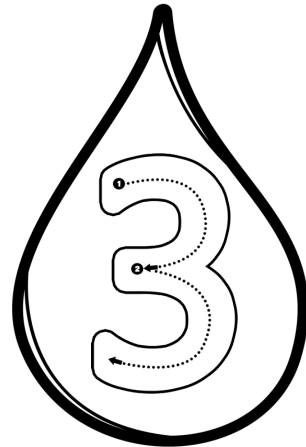
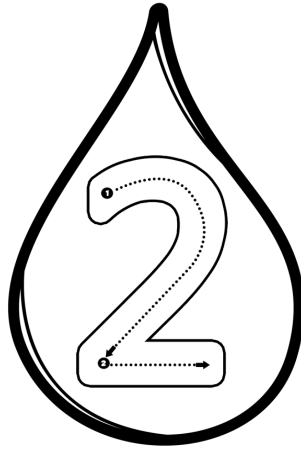
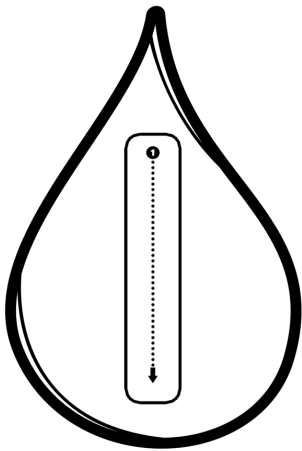
Spring Patterns

Directions: Complete each set of patterns by cutting out the items below and pasting them in the correct spot to.



Number Tracing Raindrops












Directions: Trace each number using a pencil or marker!



Frog Shape Match


Directions: Cut out the shapes at the bottom of the page and paste them on top of the matching frog shapes.

Name: _____




Dot the Sunshine

Directions: Use dot markers to paint the sunshine!




Dot the Umbrella

Directions: Use dot markers to paint the umbrella!



Dot the Snail

Directions: Use dot markers to paint the snail.



Dot the Rain Cloud

Directions: Use dot markers to paint the rain and rain cloud.

