

St. Patrick's Day Learning Pack

Directions: Find some fun activities to work on tracing, counting, patterns, number order, colors, a Leprechaun writing craft, and beginning sounds.

By downloading this product, you are licensed as a single user for classroom and personal use. Do not copy or claim as your own, any part of these materials. You may share this through social media, but please provide credit to my site through a clickable link!

Thank you to all the amazing clip artists that helped me create these resources.

Happy learning!










Deena



Leprechaun Shape Match

Directions: Cut out the shapes at the bottom of the page and paste them on top of the matching rose shapes.

Name: _____



Pot of Gold Counting Mat



1

2

3

4

5

6

7

8

9

10

11

12

13

14

15

16


17

18

19

20

Alphabet
Pot of
Gold



Alphabet Pot of Gold






How to Trap a Leprechaun

By: _____

Materials I need for my trap


1. _____
2. _____
3. _____
4. _____
5. _____

Here is how I'd like my trap to look



If I Found a Pot of Gold 

Handwriting practice lines consisting of four sets of three horizontal lines each: a solid top line, a dashed middle line, and a solid bottom line.



By: _____

