

# Blends Reading Packet

**Directions:** Here are some fun worksheets to work on different blends.

**By downloading this product, you are licensed as a single user for classroom and personal use. Do not copy or claim as your own, any part of these materials. You may share this through social media, but please provide credit to my site through a clickable link!**

**Thank you to all the amazing clip artists that helped me create these resources.**


**Happy learning!**

**Deena**



# Match the Blends


Directions: Draw a line to match each picture with the correct blends.




sc



sp



cl




dr




gl



fr








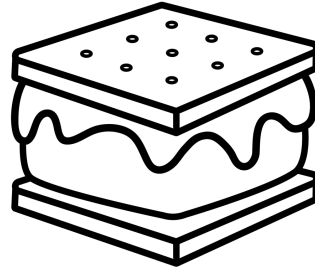

br



gr

# Match the Blends

Directions: Say the name of each picture, cut out the blends at the bottom and paste them next to the correct picture it belongs to.



tr

sp

sm


st

fr


dr

# What's the Blend?


Directions: Write the missing blends in the blank spaces.



\_\_ \_\_ ock




\_\_ \_\_ oon




\_\_ \_\_ oud



\_\_ \_\_ og




\_\_ \_\_ anet




\_\_ \_\_ ag




\_\_ \_\_ ink



\_\_ \_\_ ab




\_\_ \_\_ apes




\_\_ \_\_ ail

# What's the Blend?


Directions: Color in the correct circle of the blend for each of the pictures below.




cl      gl




sl      sw




dr      pr




gr      pr




sm      sk




gl      fl



br      dr










cr      cl




pl      bl

# L Blends

Directions: Name each picture and match the correct blend.



Abcdeelearning.com



sl

bl

pl






gl

cl


fl

# R Blends

Directions: Name each picture and match the correct blend.



Abcdeelearning.com



gr

cr

pr







tr

fr

dr

# S Blends

Directions: Name each picture and match the correct blend.



Abcdeelearning.com

sm

sn

sk

sw

sp

sc