

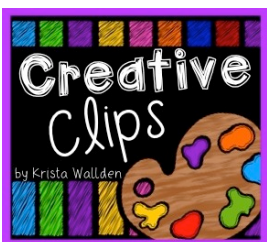
Lifecycle Activities

Directions: Here are three lifecycle cut and paste activities! Lifecycle of a flower, frog, and ladybug.

Thanks for download from abcdelearning.com! I hope you enjoy this download. By downloading this product, you are licensed as a single user for classroom and personal use. Do not copy or claim as your own, any part of these materials. You may share this though social media, but please provide credit to my site through a clickable link.


Thanks to the clip artists that helped me be able to make this product! Their names are listed below.

Deena

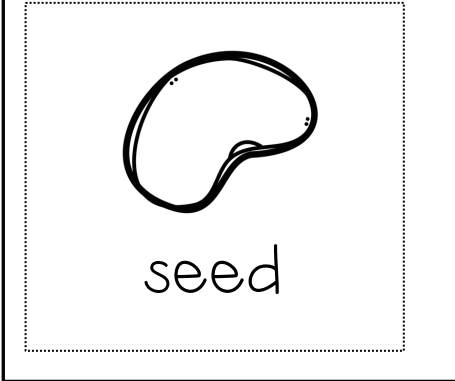




Lifecycle of a Flower

Directions: Cut & paste the lifecycle of the flower in order.



1	2
3	4



Lifecycle of a Frog

Directions: Cut & paste the lifecycle of a frog in order.

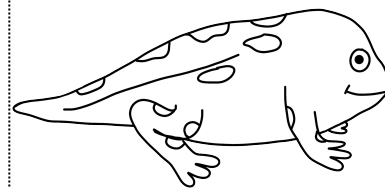


1

2

3

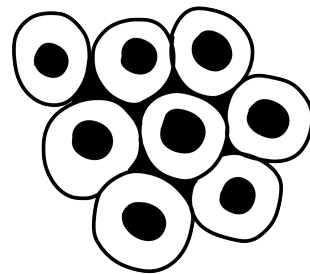
4




froglet



tadpole





eggs



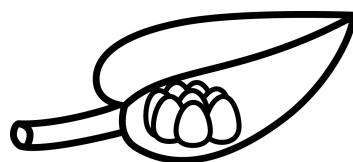
frog

Lifecycle of a Ladybug


Directions: Cut & paste the lifecycle of a ladybug in order.




pupa



egg



ladybug



larvae

1

2

3

4