

Alphabet Mini Books (A-E)

Directions: Print out the letters you are interested in working on! There are 6 pages for each book. Have the kids color the picture on each page, review the picture on each page and show the beginning sound of each letter.

By downloading this product, you are licensed as a single user for classroom and personal use. Do not copy or claim as your own, any part of these materials. You may share this through social media, but please provide credit to my site through a clickable link!

Thank you to all the amazing clip artists that helped me create these resources.




Happy learning!


Deena

My Letter A Book


A a




I see a red apple.




I see a black ant.



I see the green alligator.




I see the white ambulance.




I see the brown acorn.

My Letter B Book

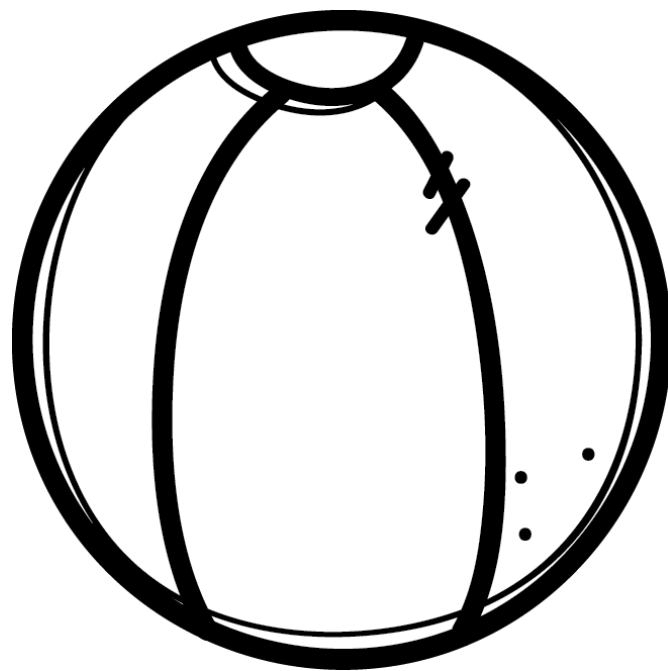
Bb




I see the blue button.




I see the brown bat.



I see the pink beach ball.





I see the yellow bee.



I see the green broccoli.

My Letter C Book







I see the orange carrot.



I see the red car.



I see the black cat.




I see the blue cloud.




I see the purple cake.

My Letter D Book


Dd



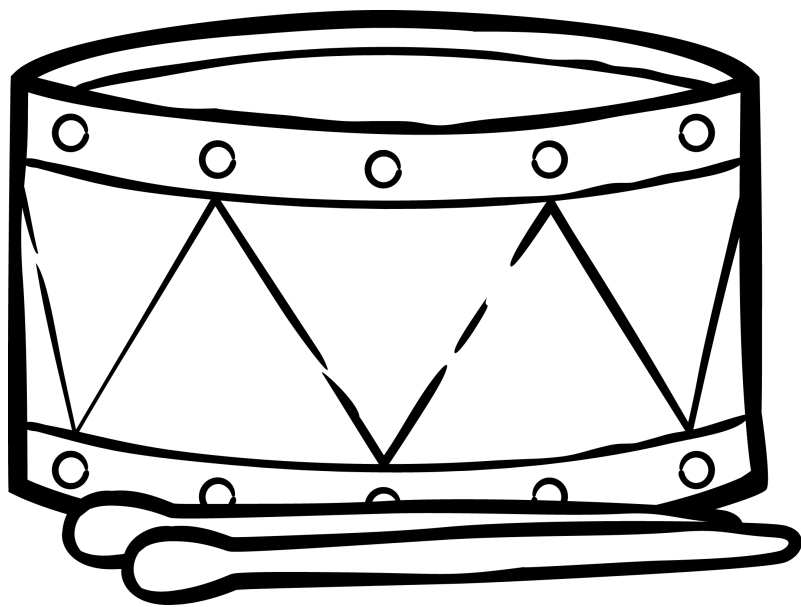
I see the brown donut.



I see the green dinosaur.



I see the yellow duck.




I see the red drum.




I see the black dog.

My Letter E Book







I see the gray elephant.




I see the blue egg.



I see the green elf.



I see the red envelope.



I see the kids exercise.