











## Caterpillar Name Craft

**Directions:** Use this template to create a name craft! Cut out the circles to the caterpillar and write a letter of your name inside each of the circles. Color the circles. Create the face for the caterpillar and attach the antenna on the back of the head. Then, paste the circles in order of your name to create a caterpillar! Add a brown stick out of construction paper for fun!

**Thanks for download from [abcdelearning.com](http://abcdelearning.com)! I hope you enjoy this download. By downloading this product, you are licensed as a single user for classroom and personal use. Do not copy or claim as your own, any part of these materials. You may share this through social media, but please provide credit to my site through a clickable link.**

**Thanks to the clip artists that helped me be able to make this product! Their names are listed below.**

**Deena**



antenna

