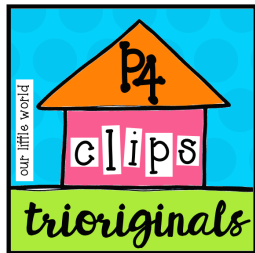


Mother's Day Crowns

Directions: Print off the hats and have the kids/adults color them or decorate them! Cut out the crown back band and staple it together to the front of the crown so it fits each mom, grandma or aunt.

Thanks for downloading from abcdeelearning.com! I hope you enjoy this FREE download. By downloading this product, you are licensed as a single user for classroom and personal use. Do not copy or claim as your own, any part of these materials. You may share this through social media, but please provide credit to my site through a clickable link.




Thank you

Happy learning!

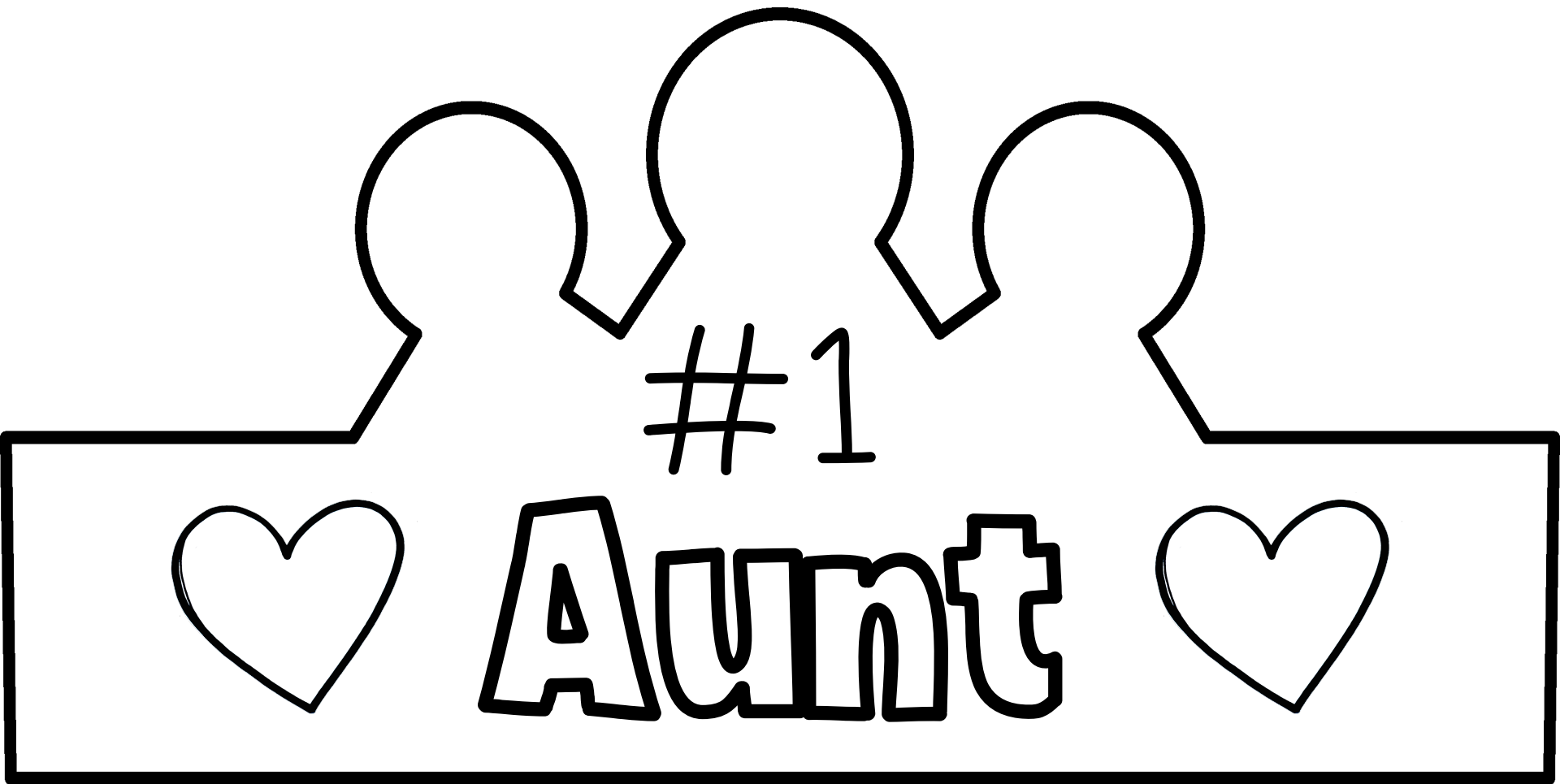
Deena










♥ Grandma ♥






#1


MOM



#1



MUM





♥ #1 ♥

Grandma



♥ #1 ♥

Aunt



