

# Ripped Paper Spring Crafts

**Directions:** Use my templates to create ripped paper crafts! Make a fun butterfly, rainbow or ladybug craft using construction or cardstock paper. Rip the paper into pieces and paste them on using a glue stick to create each one!


Thanks for download from [abcdeelearning.com](http://abcdeelearning.com)! I hope you enjoy this download. By downloading this product, you are licensed as a single user for classroom and personal use. Do not copy or claim as your own, any part of these materials. You may share this though social media, but please provide credit to my site through a clickable link.

Thanks to the clip artists that helped me be able to make this product! Their names are listed below.

Deena




My Butterfly Craft




By: \_\_\_\_\_

# My Rainbow Craft



By \_\_\_\_\_

# My Ladybug Craft



By: \_\_\_\_\_