

Spring Pack

Directions: Find some awesome spring themed activities to work on tracing, beginning sounds, color words, math, shapes and make a flower craft!

By downloading this product, you are licensed as a single user for classroom and personal use. Do not copy or claim as your own, any part of these materials. You may share this through social media, but please provide credit to my site through a clickable link!

Thank you to all the amazing clip artists that helped me create these resources.



Happy learning!












Deena



Colorful Flowers












Directions: Read each color word in the flower and color it.

Name: _____



Spring Beginning Sounds

Directions: Cut out the letters at the bottom of the page and paste them next to the picture with the matching beginning sound.



b

m

f

s

r

u

Spring Beginning Sounds


Directions: Look at the picture, identify the beginning sound and color it in, then write it on the line provided to finish each word!



s

t

b



g

f

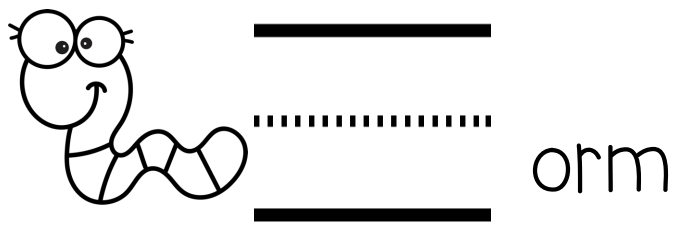
k



c

u

o



v

d

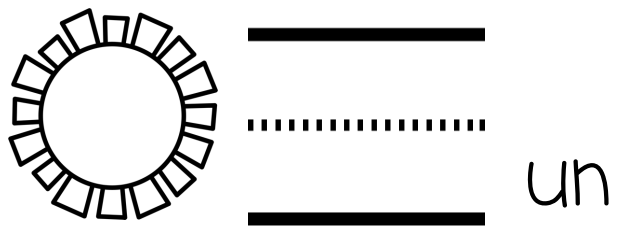
w



r

p

d



s


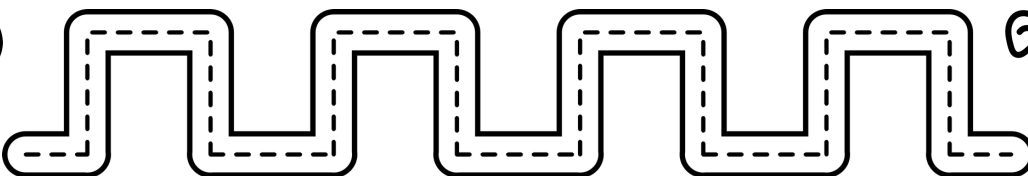




l

z

Spring Tracing


Directions: Use a pencil or marker to trace each line.

Name: _____




Flower Garden Shapes

Directions: Use markers to trace the flower shapes!




Spring Picture Subtraction


Directions: Count the spring pictures and take away the amount it says in each subtraction problem to find the answer.




$$6 - 3 = \underline{\quad}$$



$$8 - 2 = \underline{\quad}$$





$$7 - 6 = \underline{\quad}$$




$$10 - 8 = \underline{\quad}$$

Spring Picture Addition



Directions: Count the spring pictures and take away the amount it says in each subtraction problem to find the answer.




$$3 + 4 = \underline{\quad}$$



$$4 + 4 = \underline{\quad}$$



$$5 + 3 = \underline{\quad}$$



$$6 + 3 = \underline{\quad}$$



My Flower Craft

By: _____

petals

stem

leaf

seeds

roots



Directions: Color +cut out the parts of a flower and paste them in the correct spots. Cut out the names of each part of a flower and paste them near each one. Draw in roots in the pot and add seeds in the center of the flower with beads, poms, or sunflower seeds.