

# Beach Learning Pack

**Directions:** Check out these fun beach themed learning activities! Practice graphing, counting, numbers, color words, cutting & pasting, and tracing. Also, there is a writing craft and q-tip painting templates.

**Thanks for download from abcdelearning.com! I hope you enjoy this download. By downloading this product, you are licensed as a single user for classroom and personal use. Do not copy or claim as your own, any part of these materials. You may share this though social media, but please provide credit to my site through a clickable link.**

**Thanks to the clip artists that helped me be able to make this product! Their names are listed below.**










**Deena**



# Beach Graphing

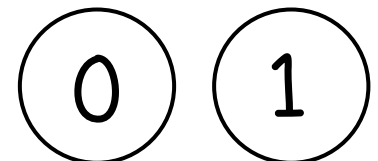

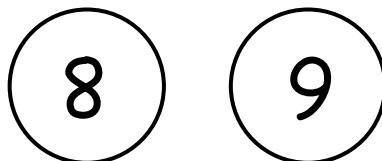




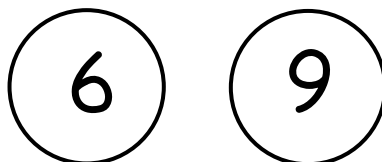

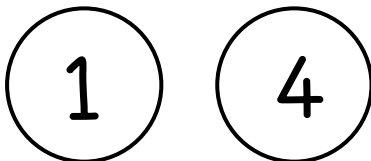

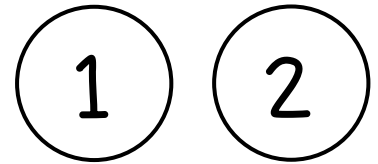

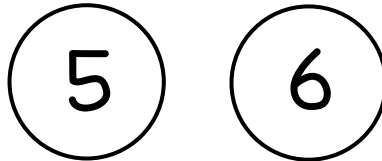

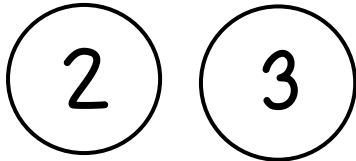

Directions: Count the spring objects and color in the amount that you counted on the graph below.



5						
4						
3						
2						
1						
						

# Island Shell Counting









Directions: Color in correct number of shells on the beach in each picture.



# Seashell Colors



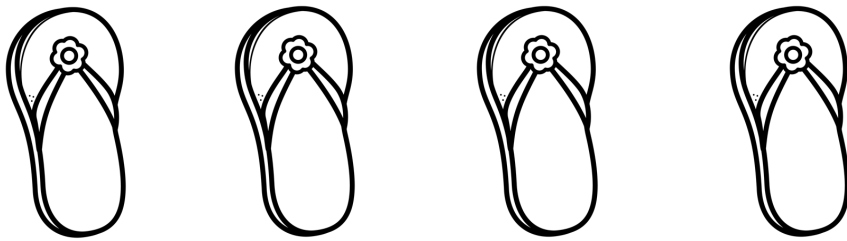
Directions: Read each color word on the seashells and color them that color.

Name: \_\_\_\_\_



# Beach Cut & Paste

Directions: Cut out the numbers at the bottom of the page. Count the beach items on each line and paste the number next to the correct amount.



1

2





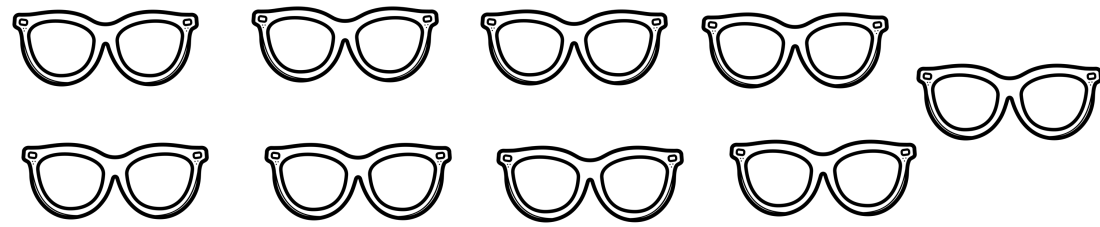
3

4

5

# Beach Cut & Paste

Directions: Cut out the numbers at the bottom of the page. Count the beach items on each line and paste the number next to the correct amount.



6

7



8

9

10

# Beach Cutting Practice

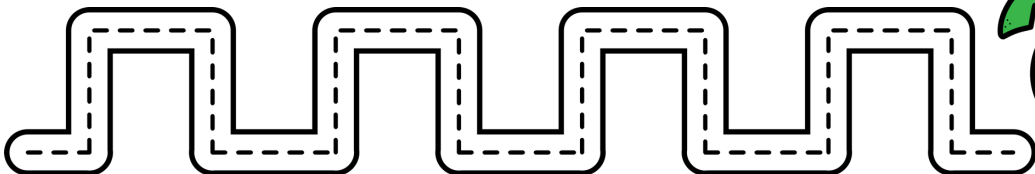




Directions: Use scissors to cut on the lines to reach the beach pictures.





# Beach Tracing

Directions: Use a pencil or marker to trace each line.

Name: \_\_\_\_\_







# My Summer is Looking Bright!



One thing I want to do this summer is



\_\_\_\_\_

-----

\_\_\_\_\_



This summer, I want to go to



\_\_\_\_\_

-----

\_\_\_\_\_




One thing I want to learn this summer is how to



\_\_\_\_\_

-----

\_\_\_\_\_




During summer, I'd like to eat



\_\_\_\_\_

-----

\_\_\_\_\_



Name \_\_\_\_\_

