

Summer Pack

Directions: Check out these fun summer learning activities! Practice beginning sounds, shapes, 10 frames, counting, numbers, upper & lower case alphabet, and make a fun ice cream craft!

Thanks from downloading from abcdelearning.com! I hope you enjoy this product. By downloading the product, you are licensed as a single user for classroom and personal use. Do not claim as your own, any part of these materials. You may share this through social media, but with a clickable link to my website.

Thanks to the amazing clip artists who helped me be able to make this resource! The logos are listed below!









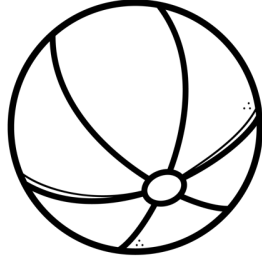




Deena



Summer Beginning Sounds

Directions: Cut out the letters at the bottom of the page and paste them next to the picture with the matching beginning sound.



b

p

u

s



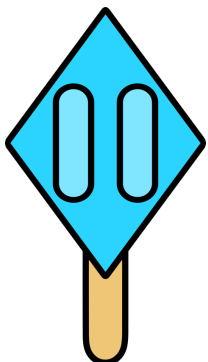




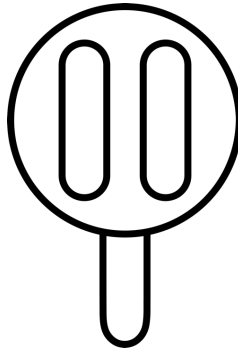

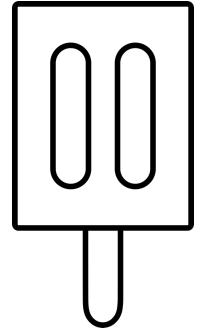
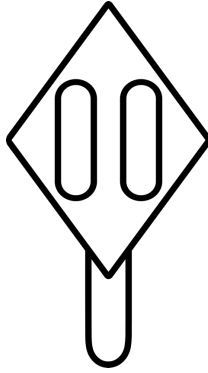
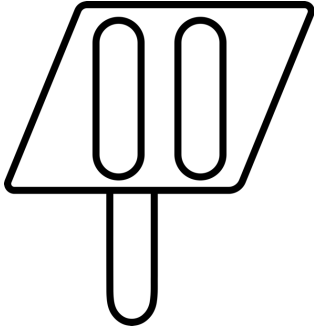
w

l

Popsicle Shape Match



Directions: Cut out the shapes at the bottom of the page and paste them on top of the matching popsicle shape.


















Name: _____



Island 10 Frames













Directions: Place an island number card in the space below and use the seashells to count out the correct amount in the 10 frame.






Popsicle Missing Numbers

Directions: Write the missing numbers to complete number order to 20!




Matching Popsicle Letters

Directions: Create letters on dot stickers and match up each letter inside the popsicle!




Matching Popsicle Letters

Directions: Create letters on dot stickers and match up each letter inside the popsicle!





My Ice Cream Counting Craft




I have ____ sprinkles on my ice cream cone.





My Ice Cream Counting Craft



I have ___ sprinkles on my ice cream cone.



Ice-cream Craft Pieces

Directions: Cut and color the ice cream cone pieces and paste them on the template.

Cut and color the amount of sprinkles you have on your ice cream cone and write it on the line.

