

All About Me Backpack Craft

Directions: This backpack craft is perfect for back to school. Color and cut out the first backpack and the child will write their name in the lower section and the year.

Complete the other pages by drawing, coloring, and writing on the lines, make a handprint using paint/trace on paper and glue on.

The other backpacks can be totally cut out or you can just cut to the top oval part on pages 2-11 so only the first one is the whole backpack.

By downloading this product, you are licensed as a single user for classroom and personal use. Do not copy or claim as your own, any part of these materials. You may share this through social media, but please provide credit to my site through a clickable link!

Thank you to all the amazing clip artists that helped me create these resources.




Happy learning!

Deena



All About


Year _____



Here's a drawing
of me!



I am _____
years old

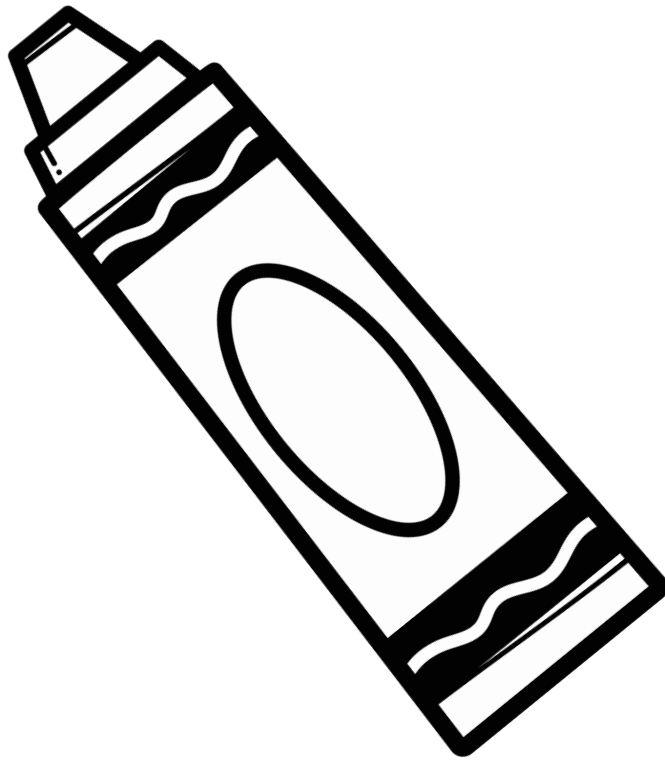


My eyes are the color




Here's my handprint


My favorite color is




It's my favorite color because



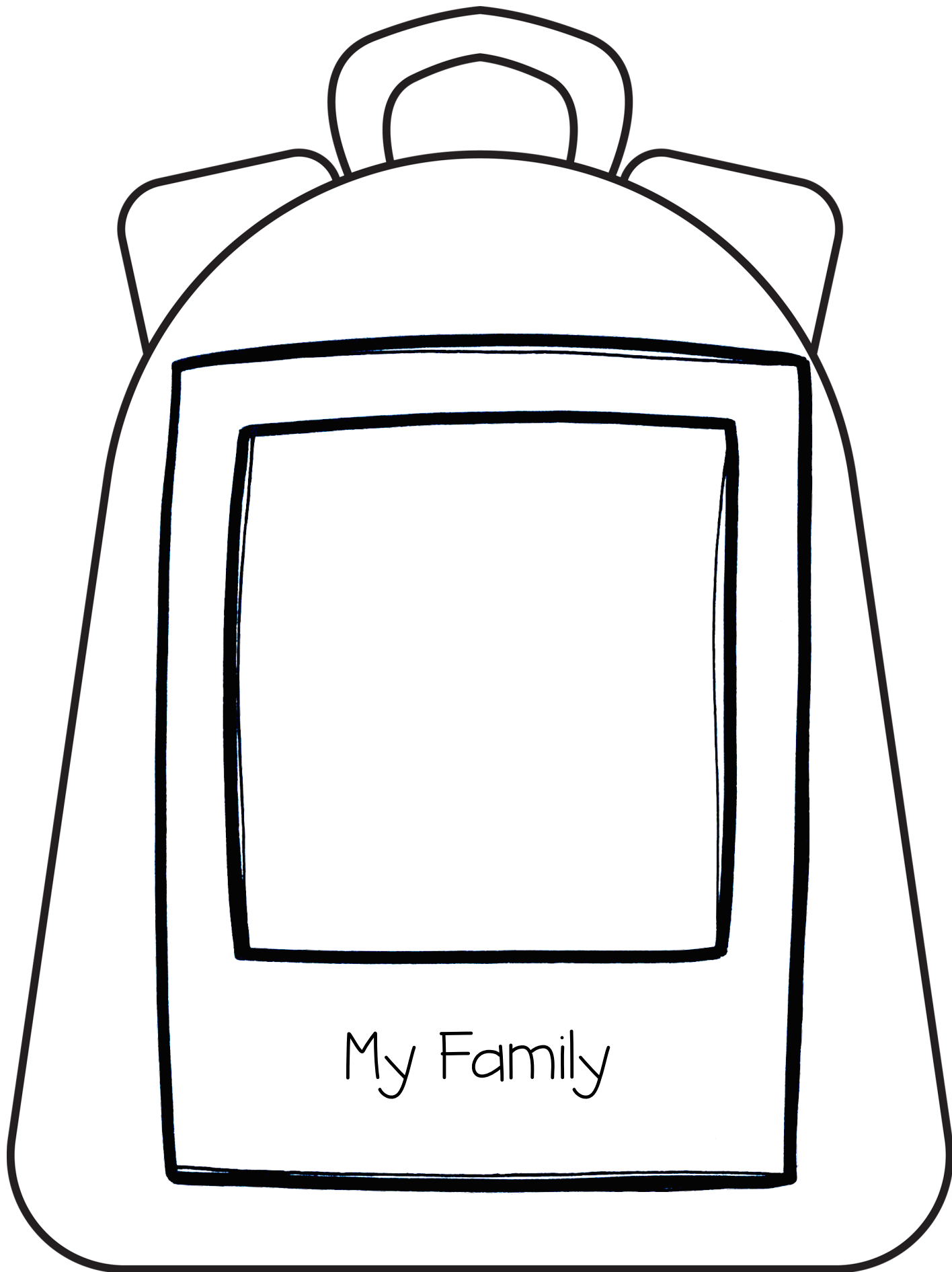
My favorite food is




My favorite book is



I like this book because





One thing I want to learn this
year is
