

School Supply Learning Pack

Directions: Check out these awesome summer themed learning activities! Perfect for the end of the school year. Work on patterns, tracing, numbers, counting, graphing, and more.

By downloading this product, you are licensed as a single user for classroom and personal use. Do not copy or claim as your own, any part of these materials. You may share this through social media, but please provide credit to my site through a clickable link!

Thank you to all the amazing clip artists that helped me create these resources.

Happy learning!


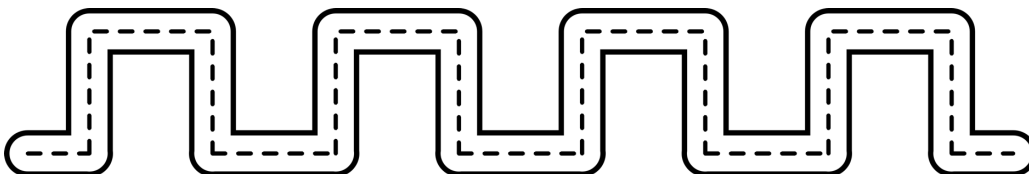


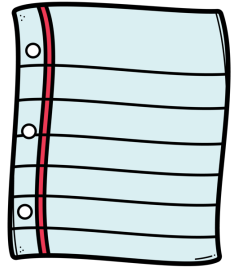

Deena



School Supply Tracing


Directions: Use a pencil or marker to trace each line.







Name: _____



School Graphing

Directions: Count the school objects and color in the amount that you counted on the graph below.

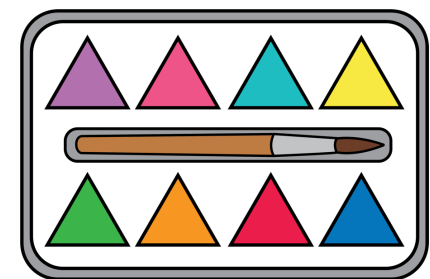

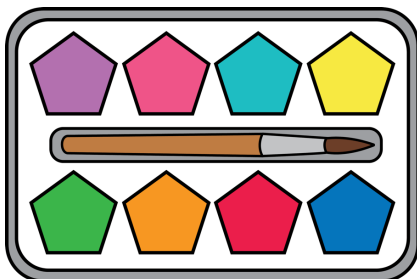

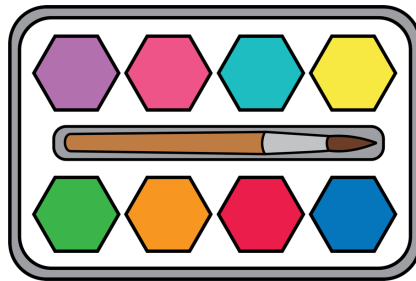
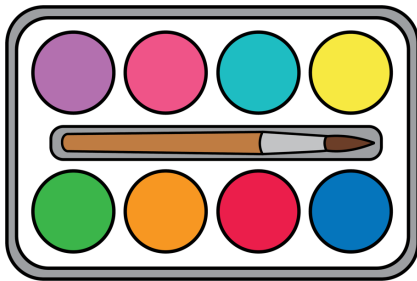
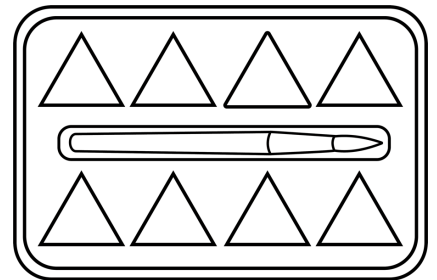
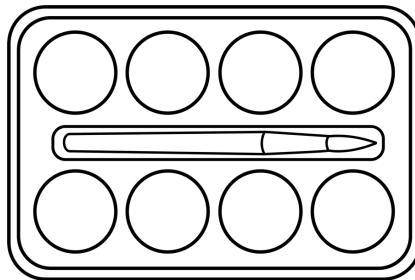

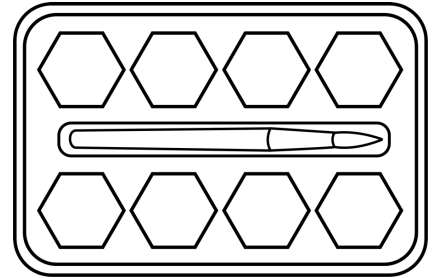
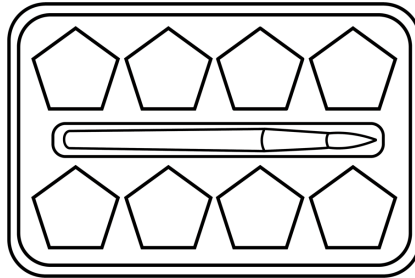



5						
4						
3						
2						
1						
						

Painting Shape Match

Directions: Cut out the shapes at the bottom of the page and paste them on top of the matching painting shapes.

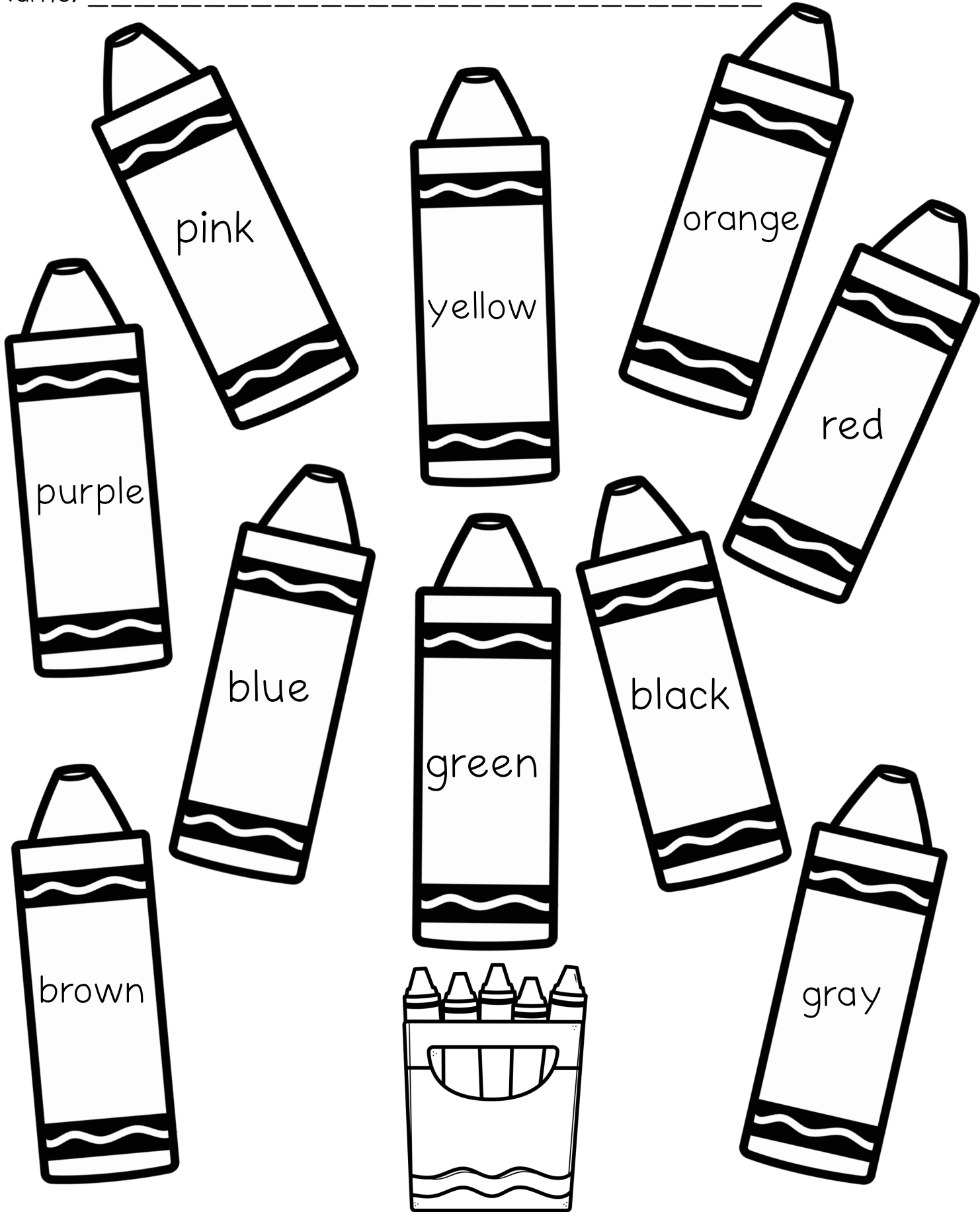
Name: _____



Crayon Colors


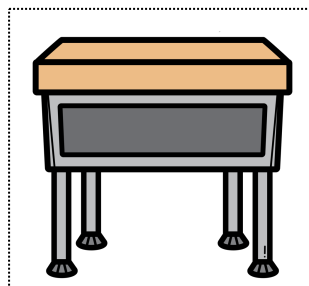





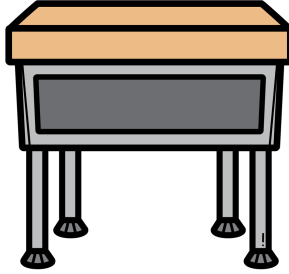





Directions: Read each color word on the crayons and color them.

Name: _____




School Patterns

Directions: Complete each set of patterns by cutting out the items below and pasting them in the correct spot to.






My Crayon Craft



By: _____

Bus Craft

Directions: Cut out the pieces of the bus and paste them on the template below. Create your name using the windows on the bus.



My name is

I have _____ letters in my name.

Windows

Directions: Write one letter in your name in each of these windows and paste them in order on the bus craft.

