

Apple Counting Book

Directions: Cut out the pages of the counting book. The kids can color the apples in each page and write the number on each line. When the book is completed, staple it together in order.

By downloading this product, you are licensed as a single user for classroom and personal use. Do not copy and claim as your own, any part of these materials. You may share this through social media, but please provide credit to my site through a clickable link.

Thank you to all the amazing clip artists that helped me be able to make this resource!

Happy Learning


Deena




Counting Apples Book




By _____




I see _____ apple in the tree.




I see _____ apples in the tree.




I see _____ apples in the tree.




I see _____ apples in the tree.




I see _____ apples in the tree.




I see _____ apples in the tree.




I see _____ apples in the tree.



I see _____ apples in the tree.



I see _____ apples in the tree.



I see _____ apples in the tree.