

Pumpkin Pack

Directions: Check out some fun themed pumpkin worksheets to work on counting, number order, tracing, patterns, graphing and the alphabet!

Color and cut out the characters for each prompt and paste it it on top of each writing activity.

By downloading this product, you are licensed as a single user for classroom and personal use. Do not copy or claim as your own, any part of these materials. You may share this through social media, but please provide credit to my site through a clickable link!

Thank you to all the amazing clip artists that helped me create these resources.

Happy learning!


Deena



Number Order Pumpkins


Directions: Cut out the numbers below and paste them in order.

Name: _____



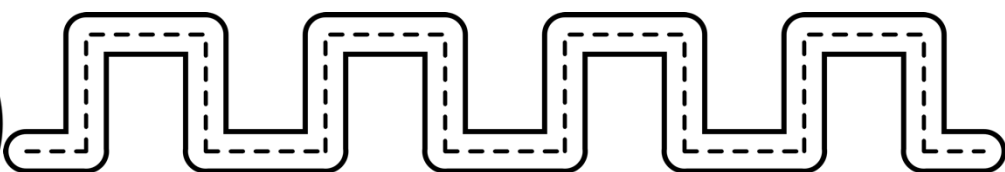




A pumpkin with the number 7 inside.	A pumpkin with the number 6 inside.	A pumpkin with the number 5 inside.	A pumpkin with the number 2 inside.	A pumpkin with the number 9 inside.
A pumpkin with the number 4 inside.	A pumpkin with the number 3 inside.	A pumpkin with the number 1 inside.	A pumpkin with the number 8 inside.	A pumpkin with the number 10 inside.

Pumpkin Tracing






Directions: Use a pencil or marker to trace each line.

Name: _____



Pumpkin Patterns

Directions: Complete each set of patterns by cutting out the items below and pasting them in the correct spot to.




Pumpkin Faces!


Directions: Draw a face to match the emotion of each pumpkin.

Name: _____


happy



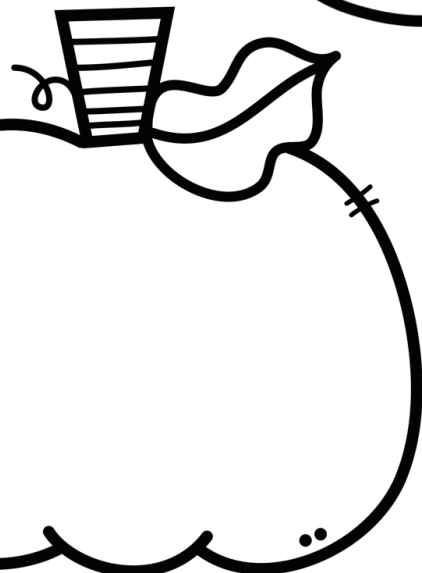
sad




scared



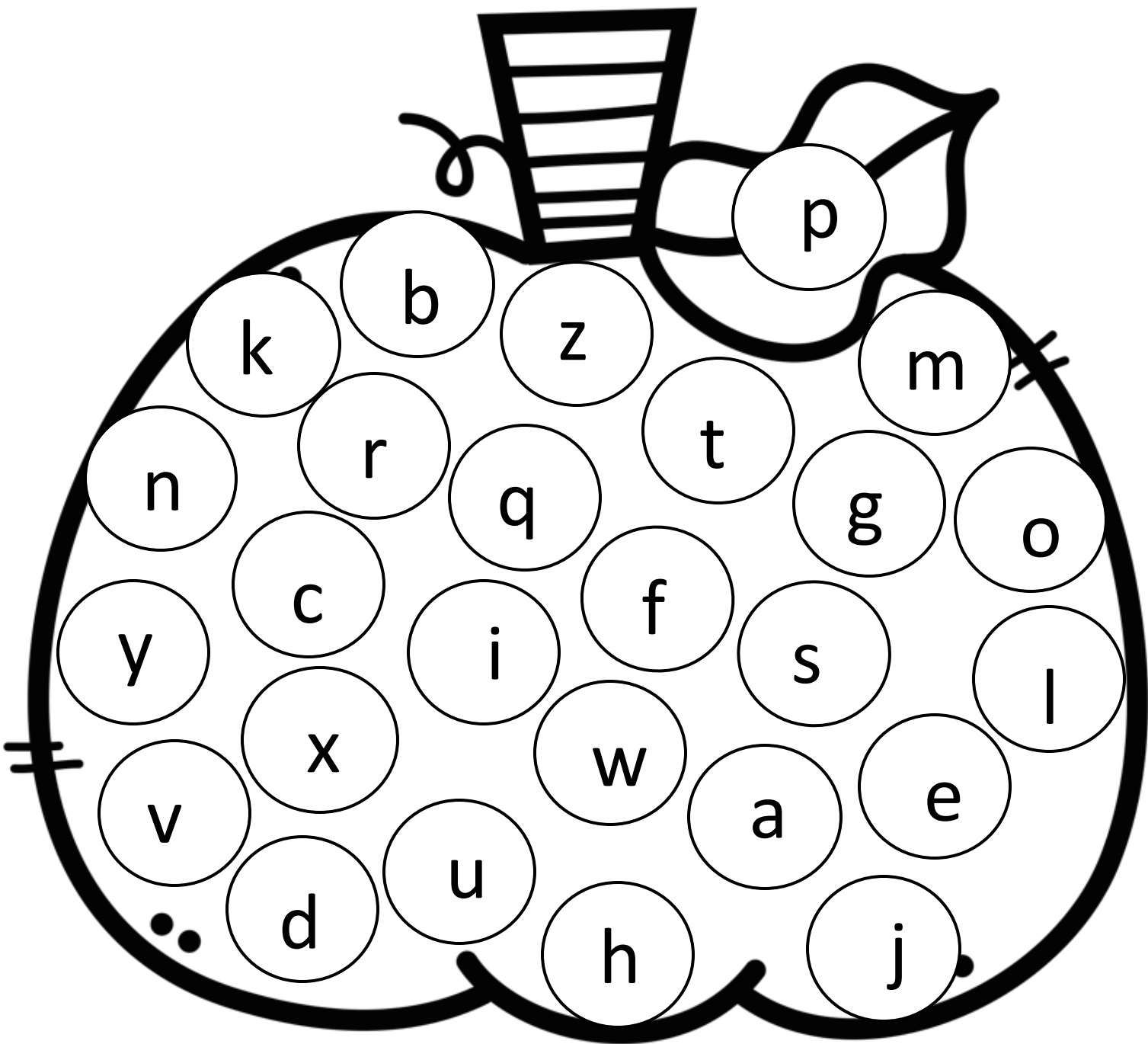
worried




grumpy



Pumpkin Alphabet Match



Pumpkin Alphabet Match



Pumpkin Counting

Directions: Color in correct number of pumpkins in the tractor.




1 4




5 6




8 7



2 3




9 10



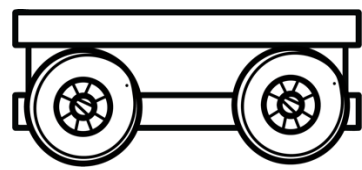
1 2



8 9



6 9



0 1

Pumpkin Graphing

Directions: Count the pumpkin pictures and color in the amount that you counted on the graph below.



5						
4						
3						
2						
1						
	