

New Year's Learning Activities

Directions: This New Year's themed learning pack has activities to practice color words, tracing, patterns, cutting and there are two goals crafts!

By downloading this product, you are licensed as a single user for classroom and personal use. Do not copy or claim as your own, any part of these materials. You may share this through social media, but please provide credit to my site through a clickable link!

Thank you to all the amazing clip artists that helped me create these resources.

Happy learning!

Deena




Colorful New Year's Fireworks



Directions: Read each color word above the fireworks and color them in.

Name: _____

pink



green



yellow



purple



orange



brown



black



blue



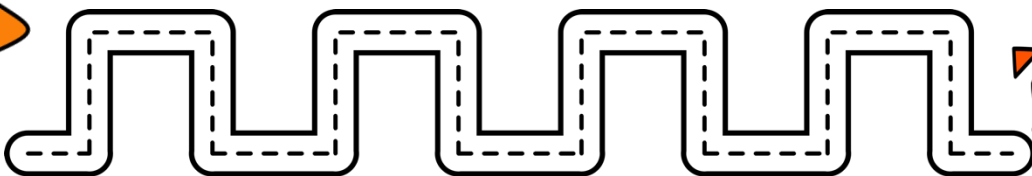




red



New Year's Tracing


Directions: Use a pencil or marker to trace each line.

Name: _____




New Year's Cutting Practice

Directions: Use scissors to cut on the lines to reach each picture.



New Year's Patterns

Directions: Complete each set of patterns by cutting out the items below and pasting them in the correct spot to.



New Year's Goal Activity

Directions: Write the year it is! Then, write one thing you want to learn this year. Color the New Year's picture and paste it at the top of your writing! Paste the whole craft onto a colorful piece of paper.

Happy New Year!

It is now the year _____

One thing I want to learn this year is





My New Year Goals 2025

By:

New Year's Goal Craft & Activity

Directions: Cut out the triangle confetti popper and trace it onto colored paper, cut it out, and paste it onto the New Year's Goals sheet.

Then, trace the rectangle onto colored paper (make as many as you want), cut them out and write their goals on the strips.

Paste the strips a under the popper! You can also roll the tops of the strips with their pencil so it looks a little curled.

