

Back to School Handprint Templates

Directions: Paint your child's hand and make prints on the template of your choice!

Make a yellow print for the pencil, a red apple print and paint in a stem and leaf for the apple template. Lastly, paint the bottom of your child's hand yellow with different colors for the crayons on their fingers and make a print!

By downloading this product, you are licensed as a single user for classroom and personal use. Do not copy or claim as your own, any part of these materials. You may share this through social media, but please provide credit to my site through a clickable link!

Thank you to all the amazing clip artists that helped me create these resources.

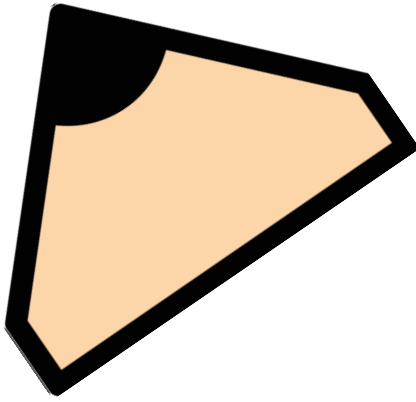


Happy learning!

Deena




My First Day of
School
2025-2026



By _____

Date _____

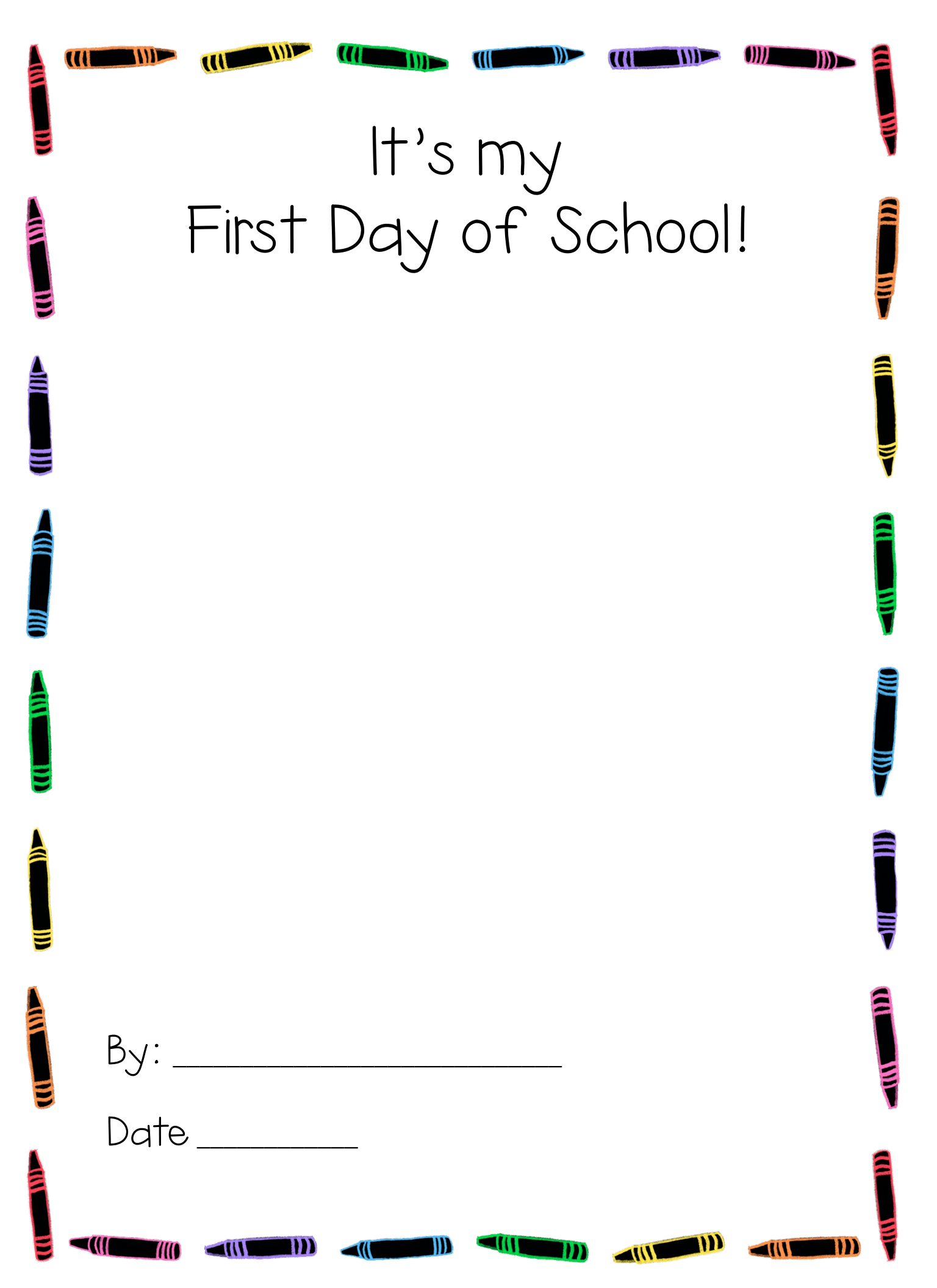




Hip Hip Hooray
It's my first day!

By: _____

Date _____



It's my
First Day of School!

By: _____

Date _____