

# Fourth of July Pack

**Directions:** In this pack do a USA flag craft using fingerprints, color it, or use dot markers! Complete the rest of the pack to work on beginning sounds, tracing, patterns and fun dot activities.

By downloading this product, you are licensed as a single user for classroom and personal use. Do not copy or claim as your own, any part of these materials. You may share this through social media, but please provide credit to my site through a clickable link!


Thank you to all the amazing clip artists that helped me create these resources.

Happy learning!

Deena



# My Flag Craft!



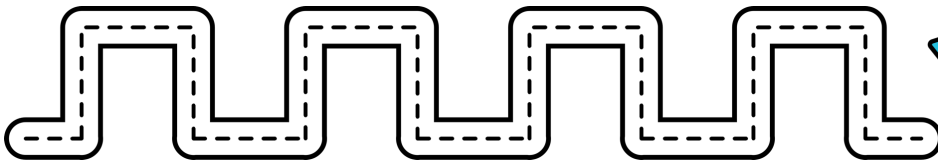






Fourth of July  
2026

By \_\_\_\_\_


# Fourth of July Tracing

Directions: Use a pencil or marker to trace each line.






Name: \_\_\_\_\_



# Colorful Fireworks



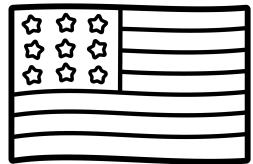




Directions: Read the color word in each firework and color it in.



# Fourth of July Beginning Sounds

Directions: Cut out the letters at the bottom of the page and paste them next to the picture with the matching beginning sound.



Abcdelearning.com



f

b

h







s

p


e

# Fourth of July Patterns

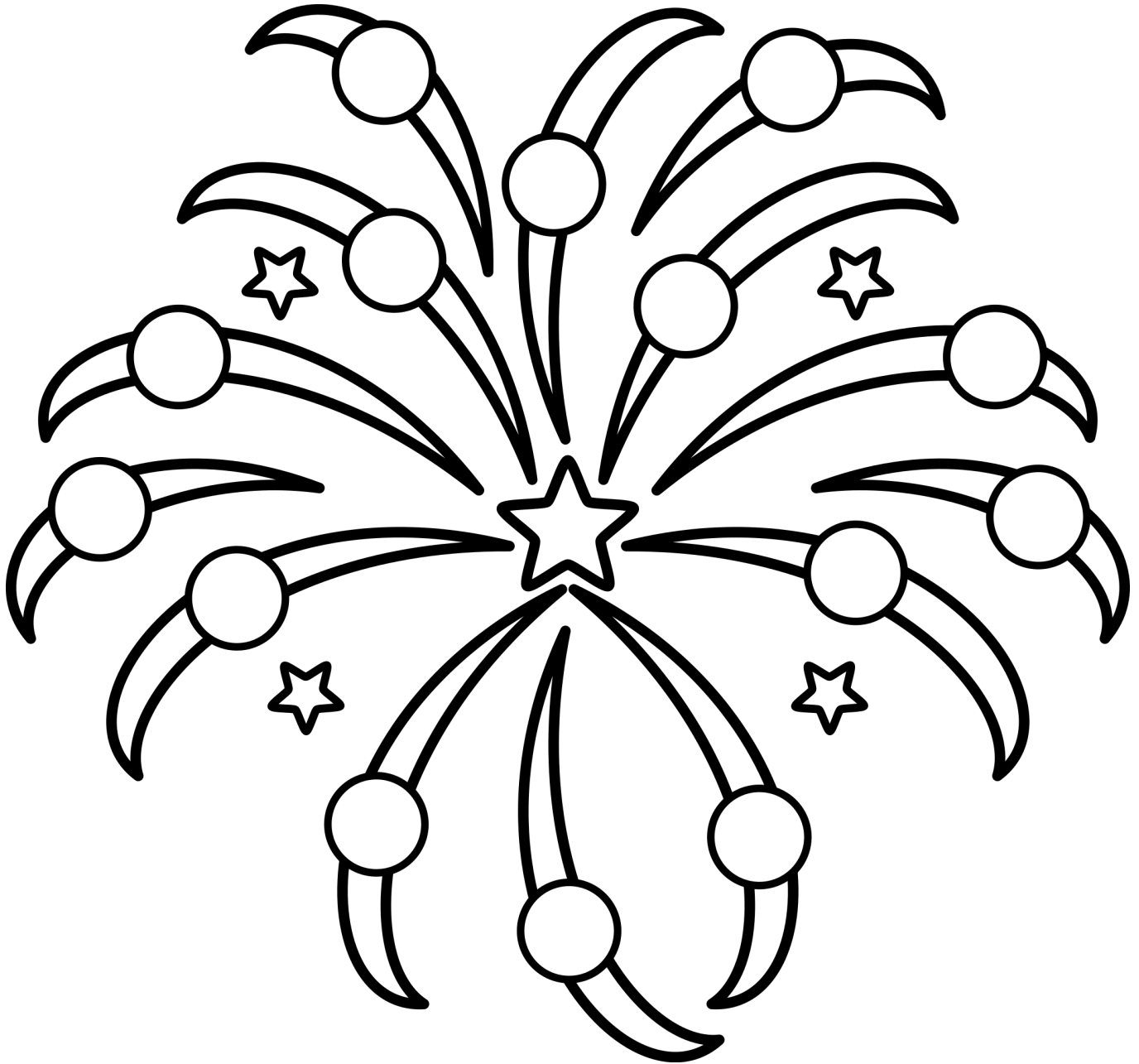
Directions: Complete each set of patterns by cutting out the items below and pasting them in the correct spot to.




# Dot Fourth of July Crafts




# Dot Fourth of July Crafts



# Dot Fourth of July Crafts



# Dot Fourth of July Crafts



# Dot Fourth of July Crafts

